

---


---

# ANNUAL REPORT 1985


---

---


KENNETH A. ROCCO, ADMINISTRATIVE JUDGE



# Table of Contents



<b>1</b>	Overview.....	1
<b>2</b>	Budget.....	2
<b>3</b>	Statistics.....	3
<b>4</b>	Locations.....	13



TO: The Honorable Mary Boyle, Virgil Brown, and Timothy Hagan  
Commissioners of Cuyahoga County

The Honorable J. Thomas Mullen  
Director, Ohio Department of Youth Services

The Citizens of Cuyahoga County


In compliance with Ohio Revised Code Section 2151.18, I submit the 1985 Annual Report of Cuyahoga County Juvenile Court, which shows the number and kinds of cases that have come before it, the dispositions of the Court, and other data pertaining to the work of the Court of interest to you and to the general public.

Respectfully submitted,

Kenneth A. Rocco, Administrative Judge  
Court of Common Pleas, Juvenile Division  
Cleveland, Ohio

# 1

# Overview



Cuyahoga County Juvenile Court is a separate division of the Court of Common Pleas. In 1985, the five judges and eight referees heard and disposed of close to 25,000 cases. The matters heard by the jurists include juvenile traffic, delinquency, unruly, dependency, neglect, abuse, parent-child relation, and support.

The purpose of the Court and the procedures for handling the cases are defined by Ohio Law. In accordance with these laws, the mission of the Court is to:

- to provide for the care, protection, and well-being of the children, youth, and families who come to the attention of the court;
- to protect the public interest and make cost-effective use of public funds;
- to engage appropriate community resources and participation in the prevention of delinquency and the provision of high quality services;
- to effect the just determination of every juvenile court proceeding by ensuring the parties a fair hearing and the recognition and enforcement of their constitutional and other legal rights.

In 1985, the Court fulfilled its goals under the direction of Administrative Judge, John F. Corrigan. Significant accomplishments were:

- Development of a new arraignment system for delinquency cases.
- Development of renovation plans for the Detention Center.
- Development of a new process for reviewing dependency, neglect and abuse cases.
- Placement of over 100 volunteers in various court positions to supplement services.
- Funding and monitoring of over thirty community based programs designed to rehabilitate youth.

At the end of 1985, Judge Kenneth A. Rocco was elected Administrative Judge for the year, 1986.


The Court Administrator works closely with the Administrative Judge to develop and implement programs and policies. The Court Administrator is supported by over 500 staff. The major divisions of the Court include legal, probation and detention services.

At the end of 1985, Judge John F. Corrigan announced the selection of Allyn R. Sielaff to serve as Court Administrator starting in 1986. The Citizens Advisory Board, an independent group of over thirty concerned citizens that assist the Court on an on-going basis, participated in the selection of the new Court Administrator.

In 1985, the Cuyahoga County Juvenile Court judges and staff continued to work together to maintain high quality services and to identify new and better ways of responding to the needs of the community at large and the individuals that come to the attention of the Court.

# 2

# Budget




CATEGORY	COURT	DETENTION CTR.	CHILD SUPPORT	TOTAL
<b>PERSONNEL</b>				
Elected Officials	\$ 70,000.00	\$ —	\$ —	\$ 70,000.00
Regular	5,633,631.00	2,319,816.00	1,047,271.00	9,000,718.00
Special	10,797.00	—	4,600.00	15,397.00
Part-time	82,972.00	344,159.00	2,251.00	429,382.00
Subtotal	5,797,400.00	2,663,975.00	1,054,122.00	9,515,497.00
<b>FRINGE BENEFITS</b>				
Workers' compensation	109,924.00	44,125.00	20,061.00	174,110.00
Unemployment compensation	—	4,395.00	3,744.00	8,139.00
Hospitalization insurance	376,489.00	160,970.00	90,529.00	627,988.00
Special fringe benefits	60,393.00	25,569.00	13,853.00	99,815.00
Retirement — PERS	741,217.00	341,849.00	143,380.00	1,226,446.00
Subtotal	1,288,023.00	576,908.00	271,567.00	2,136,498.00
<b>CHARGEBACK ACCOUNTS</b>				
Storeroom supplies	21,879.00	—	1,859.00	23,738.00
Fast copier	99,698.00	—	13,966.00	113,664.00
Data processing	294,844.00	—	40,238.00	335,082.00
Postage	37,964.00	—	43,579.00	81,543.00
Telephone	175,482.00	—	39,845.00	215,327.00
Vehicles	42,295.00	—	—	42,295.00
Space Maintenance	1,674,142.00	104,736.00	360,429.00	2,139,307.00
Printing	40,281.00	2,540.00	6,155.00	48,976.00
Subtotal	2,386,585.00	107,276.00	506,071.00	2,999,932.00
<b>SPECIAL EXPENSES</b>				
Assigned counsel	96,315.00	—	—	96,315.00
Housekeeping supplies	—	39,321.00	—	39,321.00
Food supplies	—	174,770.00	—	174,770.00
Medical supplies	—	6,340.00	—	6,340.00
Clothing supplies	—	26,251.00	—	26,251.00
Medical treatment	—	92,532.00	—	92,532.00
Judicial Service Fee	117,713.00	—	—	117,713.00
Placements	2,979,106.00	—	—	2,979,106.00
Awards & Judgements	141,465.00	—	—	141,465.00
Subtotal	3,334,599.00	339,214.00	—	3,673,813.00
<b>MISCELLANEOUS EXPENSES</b>				
Office supplies	17,369.00	225.00	7,322.00	24,916.00
Prof. & Tech. services	5,530.00	—	6,812.00	12,342.00
Contractual services	69,461.00	76,316.00	1,506.00	147,283.00
Travel	168,302.00	3,405.00	7,056.00	178,763.00
Equipment Repair	10,075.00	595.00	2,805.00	13,475.00
Other expenses	13,117.00	25,700.00	2,214.00	41,031.00
Indirect costs	—	—	27,779.00	27,779.00
Publications	20,661.00	21.00	2,760.00	23,442.00
Printing	36,824.00	—	4,466.00	41,290.00
Advertising	4,570.00	—	—	4,570.00
Equipment & Furniture	14,136.00	29,469.00	16,772.00	60,377.00
Subtotal	360,045.00	135,731.00	79,492.00	575,268.00
<b>GRAND TOTALS:</b>	<b>\$13,166,652.00</b>	<b>\$3,823,104.00</b>	<b>\$1,911,252.00</b>	<b>\$18,901,008.00</b>

\* In addition to these General Fund dollars, the Court administered \$2,325,748.00 of State Fiscal Year 1985 funding.

# 3

# Statistics



## DOWNWARD TREND IN DELINQUENCY

Delinquency cases recorded in Cuyahoga County in the past five (5) years declined by 30%. In 1981, a high of 8,030 cases were recorded. In 1985, the number of cases recorded declined to 5,633. Of particular significance, was the 25% decrease in the five (5) year period for serious offenses.

The table below lists the most serious offenses recorded in 1981 and 1985 by their individual decrease.

OFFENSES	1981	1985	NO. CHANGE	PER CENT CHANGE
Homicide	26	15	11	- 42%
Assault	1,188	974	214	- 18%
Robbery	420	320	100	- 24%
Weapons	293	157	136	- 46%
Arson	79	46	33	- 42%
<b>TOTAL— Above Offenses</b>	2,006	1,512	494	- 25%
<b>TOTAL— Delinquency Cases</b>	8,030	5,633	2,397	- 30%

Indicative of the decline in serious offenses over the past five (5) years is the decrease of 30% in the number of minors bound over to the Criminal Division of the Court of Common Pleas. In 1981, there were 46 transfers to the adult court compared with 32 in 1985.

While the over-all delinquency decline in the five (5) year period was 30%, boys' cases declined by 28% and girls' cases declined by 39%.

Unruly cases also declined during the five (5) year period. In 1981, there were 1,622 unruly cases compared with 1,268 cases in 1985, for a decrease of 22%. In the five (5) year period, boys' unruly cases decreased by 24%, and girls' unruly cases decreased by 19%.

A comparison of the number of 1985 delinquency cases to the estimated juvenile population ages twelve through seventeen indicates that Cuyahoga County has a delinquency rate of 3.8% of the population in that age group. Relating the number of 1985 unruly cases to the juvenile population produces an unruly rate of only 0.9% of the total juvenile population ages twelve through seventeen. (The age group 12-17 is used to determine the rates because the Court's jurisdiction extends through age 17, and only 3% of the minors referred to the court are under the age of twelve.)

In the five (5) year period, charges of assault, burglary and theft were the most frequent offenses for which boys were referred. For girls, during this period, the most common offenses were those of assault and theft.

In 1981, a total of 5,201 cases were supervised by the Court's Probation Department. In 1985, probation cases supervised by the department amounted to 4,323. Successful discharges from probation in 1985 represented 82% of all probation closings, while only 14% of the probationers closed were committed to correctional institutions because of further delinquent conduct or violations of probation. The remaining 4% were closed for various administrative reasons.

Please refer to the statistical tables included in this report for more detailed data regarding the delinquency and unruly cases, as well as other cases in the Court's jurisdiction referred to it during the year 1985.

**TABLE 1**

**COMPLAINTS 1985 COMPARED WITH 1984**

	1985	1984
<b>■ ■ New Complaints— Children's Cases</b>		
Accepted for Court Action:		
DELINQUENCY:		
Boys .....	4,755	4,275
Girls .....	878	760
<b>Total Delinquency:</b> .....	<b>5,633</b>	<b>5,035</b>
UNRULY:		
Boys .....	614	584
Girls .....	654	621
<b>Total Unruly</b> .....	<b>1,268</b>	<b>1,205</b>
<b>Total Delinquency and Unruly, Accepted</b> .....	<b>6,901</b>	<b>6,240</b>
*Delinquency and Unruly Cases, By-Passed .....	3,785	3,373
<b>GRAND TOTAL, ACCEPTED FOR COURT ACTION AND BY-PASSED</b> ....	<b>10,686</b>	<b>9,613</b>
Juvenile Traffic Offenders .....	10,340	9,337
Neglected Children's Cases .....	353	379
Dependent Children's Cases .....	201	467
Abused Children's Cases .....	63	56
Application to Determine Custody .....	167	163
Application for Approval of Permanent Surrender .....	5	20
Application for Consent to Marry .....	6	9
Writ of Habeas Corpus .....	18	21
Other Cases .....	87	31
Other Children's Cases By-Passed .....	14	12
<b>Total Children's Cases, New</b> .....	<b>21,940</b>	<b>20,108</b>
Alias Complaints, Children's Cases .....	1,494	1,437
<b>Total Children's Cases, New and Alias</b> .....	<b>23,434</b>	<b>21,545</b>
<b>■ ■ New Complaints — Adult Cases</b>		
Support and Custody .....	133	179
Neglect of Children .....	5	5
Endangering Children .....	3	4
Contributing to Delinquency .....	3	5
Contributing to Unruliness .....	36	49
Complaint to Establish Parent-Child Relation .....	3,500	2,737
Certifications and Motions .....	199	51
Contempt of Court .....	14	17
Other Cases .....	48	35
*Adult Cases By-Passed .....	49	40
<b>Total Adult Cases, New</b> .....	<b>3,990</b>	<b>3,122</b>
Alias Complaints, Adult Cases .....	998	861
<b>Total Adult Cases, New and Alias</b> .....	<b>4,988</b>	<b>3,983</b>
<b>GRAND TOTAL, CHILDREN'S AND ADULT CASES</b> .....	<b>28,422</b>	<b>25,528</b>
Filings Not Processed, End of Year .....	317	436
<b>GRAND TOTAL, ALL COMPLAINTS</b> .....	<b>28,739</b>	<b>25,964</b>

*\*In these cases, no complaints were taken for court action, and referrals were made to a variety of alternative services.*

**TABLE 2**

**DISPOSITIONS MADE IN DELINQUENCY AND UNRULY CASES, 1985**

DISPOSITIONS	DELINQUENT			UNRULY			Grand Total
	Boys	Girls	Total	Boys	Girls	Total	
Placed on Probation . . . . .	1,035	207	1,242	218	297	515	1,757
Continued on Probation . . . . .	195	57	252	70	69	139	391
Placed by Court in Residential Centers . . . . .	86	26	112	11	23	34	146
Placed by County Welfare . . . . .	18	5	23	8	9	17	40
Returned to Court Placement . . . . .	9	6	15	1	6	7	22
Parental Supervision . . . . .	256	45	301	32	31	63	364
Adjusted . . . . .	475	127	602	57	37	94	696
Temporary Care & Custody County Welfare: Human Services . . . . .	26	20	46	17	36	53	99
Supervision, County Welfare: Human Services . . . . .	30	15	45	22	34	56	101
Committed, Ohio Department of Youth Services . . . . .	417	36	453	0	1	1	454
Returned to the Ohio Department of Youth Services . . . . .	32	6	38	0	0	0	38
Committed to Youth Development Center, Cuyahoga County . . . . .	95	32	127	30	31	61	188
Returned to Youth Development Center, Cuyahoga County . . . . .	3	8	11	2	2	4	15
Supervision of ODYS and YDC After-Care . . . . .	44	9	53	6	12	18	71
Bound Over to Criminal Division . . . . .	32	0	32	0	0	0	32
Transferred to Other Juvenile Court . . . . .	81	22	103	2	2	4	107
Dismissed . . . . .	629	125	754	58	77	135	889
Nollied . . . . .	110	12	122	0	0	0	122
Withdrawn . . . . .	53	14	67	28	33	61	128
Order Made In Other Case . . . . .	925	91	1,016	139	72	211	1,227
Early Release from Ohio Department of Youth Services, Granted . . . . .	157	16	173	0	0	0	173
Early Release from Ohio Department of Youth Services, Denied . . . . .	354	20	374	0	0	0	374
Other Disposition . . . . .	145	27	172	20	27	47	219
<b>TOTAL DISPOSITIONS . . . . .</b>	<b>5,207</b>	<b>926</b>	<b>6,133</b>	<b>721</b>	<b>799</b>	<b>1,520</b>	<b>7,653</b>

**TABLE 3**

**SOURCES OF COMPLAINTS, DELINQUENCY AND UNRULY CASES, 1985**

SOURCE	DELINQUENT			UNRULY			Grand Total
	Boys	Girls	Total	Boys	Girls	Total	
City of Cleveland, Police Department . . . . .	1,488	176	1,664	5	1	6	1,670
Suburban Police Departments . . . . .	1,988	209	2,197	25	17	42	2,239
Citizens . . . . .	405	138	543	1	1	2	545
Cleveland Board of Education . . . . .	181	56	237	97	77	174	411
Suburban Boards of Education . . . . .	24	1	25	125	82	207	232
Parents, Relatives . . . . .	177	85	262	308	414	722	984
Social Agencies . . . . .	22	22	44	38	49	87	131
Other Police Agencies . . . . .	74	7	81	0	2	2	83
Store Security . . . . .	227	119	346	0	0	0	346
Other Juvenile Courts . . . . .	86	22	108	10	4	14	122
Railroad Security . . . . .	15	0	15	0	0	0	15
O.D.Y.S. and Y.D.C. . . . .	25	14	39	2	6	8	47
Other Sources . . . . .	43	29	72	3	1	4	76
<b>TOTAL . . . . .</b>	<b>4,755</b>	<b>878</b>	<b>5,633</b>	<b>614</b>	<b>654</b>	<b>1,268</b>	<b>6,901</b>



TABLE 4

COMPLAINT TYPE FILED BY AREA OF RESIDENCE, 1985

BOYS City of Cleveland	Arson	Asslt	Burg	Dis Con	Drugs	Homic	Rec Stol Prop	Robry	Sex	Theft	Tresp	Vand	Weap	Oth Del	Total Del	Incorr	Truancy	Curfew	Total Unruly	Grand Total
Archwood-Denison	0	3	21	0	3	2	8	4	6	7	0	5	0	1	60	6	5	0	11	71
Buckeye-Shaker	0	13	18	5	0	0	17	6	2	10	8	4	0	2	85	5	1	1	7	92
Central	2	32	31	9	1	0	25	17	24	41	5	25	3	5	220	20	2	0	22	242
Clark-Fulton	0	27	20	5	0	0	4	5	3	16	3	8	5	3	99	10	8	0	18	117
Corlett	0	12	11	1	0	0	25	6	1	20	4	9	2	3	94	6	3	1	10	104
Cudell	1	6	13	1	0	0	2	3	2	10	0	8	2	5	53	9	6	0	15	68
Detroit-Shoreway/Near West Side	2	22	17	3	0	0	5	5	1	26	1	11	3	7	103	16	11	0	27	130
Downtown	1	4	4	2	0	0	8	0	3	8	1	2	2	6	41	8	3	0	11	52
Edgewater	0	8	6	3	0	0	1	8	0	7	1	5	0	1	40	1	2	0	3	43
Euclid-Green	0	6	3	1	0	0	1	2	2	7	1	2	0	1	26	5	0	0	5	31
Fairfax	0	19	9	0	1	0	4	9	2	14	2	3	1	1	65	4	1	0	5	70
Forest Hills	0	28	12	4	3	0	14	11	2	27	4	7	1	6	119	3	2	1	6	125
Glenville	0	47	11	3	1	0	43	15	9	34	10	9	5	15	202	7	1	0	8	210
Hough	0	27	16	3	3	0	37	12	3	26	6	16	3	6	158	16	0	0	16	172
Industrial Valley	0	2	2	2	0	0	0	0	0	4	0	2	1	0	13	0	0	0	0	13
Jefferson	0	7	6	1	0	0	4	2	3	4	0	4	1	3	35	3	6	0	9	44
Kamms Corners	0	3	5	4	0	0	7	0	5	1	2	0	2	2	30	2	1	0	3	33
Kinsman	0	17	8	4	0	0	9	5	1	19	2	3	1	4	73	7	0	0	7	80
Lee-Miles	0	13	5	10	1	1	11	1	1	18	2	2	6	2	73	10	0	0	10	83
Mt. Pleasant	0	30	9	2	1	1	37	16	14	30	9	11	6	5	171	19	3	1	23	194
North Broadway	2	16	24	1	0	0	8	1	0	8	0	5	1	4	70	4	1	0	5	75
North Collinwood	0	8	7	2	0	0	3	5	3	8	1	1	0	2	40	5	0	0	5	45
Ohio City/Near West Side	0	9	16	3	0	1	16	11	6	18	1	10	3	8	102	13	3	0	16	118
Old Brooklyn	1	5	26	2	0	1	8	2	1	14	2	4	5	4	75	5	1	0	6	81
Payne/Kirtland Park	0	4	1	1	1	0	3	2	2	4	0	5	4	0	27	9	2	0	11	38
Puritas-Longmead	5	10	16	5	0	1	2	1	1	12	1	3	2	4	63	4	4	0	8	71
Riverside	0	8	1	1	0	0	7	2	2	6	0	0	1	1	29	2	0	0	2	31
St. Clair-Superior	0	12	14	4	5	0	8	10	3	13	3	1	2	0	75	4	2	0	6	81
South Broadway	0	8	28	1	3	0	11	3	1	13	2	5	6	5	86	10	1	0	11	97
South Collinwood	0	16	12	2	0	1	5	3	2	14	6	0	2	8	71	11	3	0	14	85
Tremont	0	10	21	3	0	0	2	2	4	12	1	4	3	3	65	3	4	0	7	72
Union-Miles Park	1	23	7	10	3	0	24	8	8	24	5	12	6	4	135	14	0	0	14	149
University	0	6	4	1	0	0	7	0	1	4	0	3	1	3	30	0	0	0	0	30
West Boulevard	0	13	9	0	0	0	4	4	2	13	3	6	0	4	58	7	8	0	15	73
Woodland Hills	1	14	7	4	0	1	11	5	2	21	4	2	1	3	76	8	1	0	9	85
<b>TOTAL CITY OF CLEVELAND</b>	<b>16</b>	<b>488</b>	<b>420</b>	<b>103</b>	<b>26</b>	<b>9</b>	<b>381</b>	<b>186</b>	<b>122</b>	<b>513</b>	<b>89</b>	<b>199</b>	<b>79</b>	<b>131</b>	<b>2762</b>	<b>256</b>	<b>85</b>	<b>4</b>	<b>345</b>	<b>3107</b>

BOYS Suburbs	Arson	Asslt	Burg	Dis Con	Drugs	Homic	Rec Stol Prop	Robry	Sex	Theft	Tresp	Vand	Weap	Oth Del	Total Del	Incorr	Truancy	Curfew	Total Unruly	Grand Total
Bay Village	0	1	1	0	0	0	0	0	0	6	0	8	0	0	16	2	3	0	5	21
Beachwood	0	1	2	0	0	0	1	0	0	1	0	0	0	0	5	2	0	0	2	7
Bedford	0	3	2	2	0	0	0	1	1	7	1	0	1	1	19	0	1	0	1	20
Bedford Heights	0	8	3	1	0	0	1	4	2	2	2	1	0	0	24	3	0	0	3	27
Bentleyville	0	0	0	0	0	0	0	0	0	0	0	0	0	0	0	0	0	0	0	0
Berea	0	4	5	5	1	0	3	4	0	11	1	10	2	3	49	3	5	0	8	57
Bratenahl	0	0	0	0	0	0	0	0	0	0	0	0	0	0	0	0	0	0	0	0
Brecksville	0	1	0	0	0	0	1	0	0	0	0	2	0	0	4	0	0	0	0	4
Broadview Heights	0	1	3	1	0	0	1	1	1	0	1	2	0	2	13	1	0	0	1	14
Brooklyn	0	0	1	1	0	0	0	0	1	5	0	2	0	3	13	1	0	0	1	14
Brooklyn Heights	0	0	0	0	0	0	0	0	0	0	0	0	0	0	0	0	0	0	0	0
Brookpark	0	9	9	3	1	0	9	3	1	23	3	13	4	2	80	3	6	0	9	89
Chagrin Falls	1	0	2	0	0	0	0	0	0	6	0	0	1	0	10	0	0	0	0	10
Chagrin Falls Township	0	0	0	0	0	0	0	0	0	0	0	0	0	0	0	0	0	0	0	0
Cleveland Heights:																				
North	3	13	2	7	1	0	7	10	4	5	12	9	4	2	79	5	0	3	8	87
South East	0	10	10	2	0	0	11	4	0	20	7	5	7	4	80	1	5	0	6	86
South West	1	10	0	2	0	1	0	4	2	11	10	3	2	3	49	3	1	2	6	55
<b>Total,</b>																				
<b>Cleveland Hts.</b>	<b>4</b>	<b>33</b>	<b>12</b>	<b>11</b>	<b>1</b>	<b>1</b>	<b>18</b>	<b>18</b>	<b>6</b>	<b>36</b>	<b>29</b>	<b>17</b>	<b>13</b>	<b>9</b>	<b>208</b>	<b>9</b>	<b>6</b>	<b>5</b>	<b>20</b>	<b>228</b>
Cuyahoga Heights	0	0	0	0	0	0	0	0	0	0	0	0	0	0	0	0	0	0	0	0
East Cleveland:																				
Chambers-Mayfair	0	10	12	4	0	1	6	13	2	11	5	6	1	0	71	8	4	0	12	83
Oakhill-Nela Park	0	13	8	1	0	1	13	7	2	10	5	10	2	2	74	6	0	0	6	80
Superior Hill-Rozelle	0	10	6	0	1	0	8	12	1	17	6	2	7	0	70	2	2	0	4	74
<b>Total,</b>																				
<b>East Cleveland</b>	<b>0</b>	<b>33</b>	<b>26</b>	<b>5</b>	<b>1</b>	<b>2</b>	<b>27</b>	<b>32</b>	<b>5</b>	<b>38</b>	<b>16</b>	<b>18</b>	<b>10</b>	<b>2</b>	<b>215</b>	<b>16</b>	<b>6</b>	<b>0</b>	<b>22</b>	<b>237</b>
Euclid:																				
Edgecliffe	0	5	15	5	1	0	5	2	0	7	3	3	2	2	50	3	0	0	3	53
Euclid Creek	1	6	2	5	2	0	10	4	0	12	3	6	4	4	59	3	1	0	4	63
Lakeshore	0	5	3	1	2	0	2	0	1	4	3	4	0	3	28	2	0	0	2	30
<b>Total,</b>																				
<b>Euclid</b>	<b>1</b>	<b>16</b>	<b>20</b>	<b>11</b>	<b>5</b>	<b>0</b>	<b>17</b>	<b>6</b>	<b>1</b>	<b>23</b>	<b>9</b>	<b>13</b>	<b>16</b>	<b>19</b>	<b>137</b>	<b>8</b>	<b>1</b>	<b>0</b>	<b>9</b>	<b>146</b>

(continued on next page)

TABLE 4

COMPLAINT TYPE FILED BY AREA OF RESIDENCE, 1985

BOYS Suburbs, continued	Arson	Asslt	Burg	Dis Con	Drugs	Homic	Rec Stol Prop	Robry	Sex	Theft	Tresp	Vand	Weap	Oth Del	Total Del	Incorr	Tuancy	Curfew	Total Unruly	Grand Total
Fairview Park	0	3	5	2	0	0	0	1	1	6	0	2	0	1	21	3	0	0	3	24
Garfield Heights:																				
Elmwood-Maple Leaf	0	4	5	2	0	0	2	0	1	5	5	0	0	1	25	7	2	0	9	34
Garfield Park	2	6	3	3	1	0	9	0	0	15	4	6	1	1	51	4	0	0	4	55
<b>Total, Garfield Heights</b>	2	10	8	5	1	0	11	0	1	20	9	6	1	2	76	11	2	0	13	89
Gates Mills	0	0	0	0	0	0	0	0	0	0	0	0	0	0	0	0	0	0	0	0
Glenwillow	0	0	0	0	0	0	0	0	0	0	0	0	0	0	0	0	0	0	0	0
Highland Heights	0	0	0	0	0	0	2	1	0	1	0	1	0	0	5	0	0	0	0	5
Hunting Valley	0	0	0	0	0	0	0	0	0	0	0	0	0	0	0	0	0	0	0	0
Independence	0	0	2	0	0	0	4	0	0	5	0	3	0	0	14	0	0	0	0	14
Lakewood:																				
Clifton-Lakewood Park	3	4	12	2	1	0	7	0	1	12	2	11	0	3	58	4	8	0	12	70
Gold Coast	0	5	7	2	0	0	2	0	0	9	0	5	1	0	31	3	2	0	5	36
Madison Park	1	2	5	3	1	0	5	2	3	7	3	9	0	4	45	2	11	0	13	58
Riverside-Hilliard	1	4	8	0	2	1	4	0	0	9	2	4	3	9	47	4	6	0	10	57
<b>Total, Lakewood</b>	5	15	32	7	4	1	18	2	4	37	7	29	4	16	181	13	27	0	40	221
Linndale	0	0	0	0	0	0	0	0	0	0	0	0	0	0	0	0	0	0	0	0
Lyndhurst	0	1	8	3	0	0	0	0	0	2	1	3	0	4	22	2	1	2	5	27
Maple Heights:																				
Dunham-Rockside	0	2	5	2	0	0	1	0	1	1	3	6	1	3	25	7	4	0	11	36
Strafford-Raymond	0	0	0	0	0	0	4	0	0	7	3	6	0	2	22	4	1	0	5	27
<b>Total, Maple Heights</b>	0	2	5	2	0	0	5	0	1	8	6	12	1	5	47	11	5	0	16	63
Mayfield	0	1	0	0	0	0	0	0	0	1	0	0	0	0	2	0	0	0	0	2
Mayfield Heights	0	5	0	4	1	0	0	1	0	4	1	5	2	1	24	3	1	0	4	28
Middleburg Hts.	0	4	1	0	2	0	3	1	1	3	1	2	1	1	20	3	2	0	5	25
Moreland Hills	0	1	0	0	0	0	0	0	0	0	0	1	0	2	4	0	0	0	0	4
Newburgh Hts.	0	0	0	0	0	0	0	0	0	0	0	0	0	1	1	0	0	0	0	1
North Olmsted	0	5	11	0	4	0	4	0	1	12	0	7	0	5	49	2	5	0	7	56
North Randall	0	2	0	0	0	0	0	0	0	0	0	0	0	0	2	0	0	0	0	2
North Royalton	1	2	2	0	0	0	2	0	0	7	1	3	0	4	22	1	0	0	1	23
Oakwood	0	0	0	0	0	0	0	1	0	2	2	0	1	0	6	0	0	0	0	6
Olmsted Falls	0	1	2	1	0	0	0	0	0	4	0	2	0	1	11	0	1	0	1	12
Olmsted Township	0	0	0	0	0	0	1	0	0	2	0	4	0	1	8	2	2	0	4	12
Orange	0	0	0	1	0	0	0	0	0	0	0	0	0	1	2	1	0	0	1	3
Parma:																				
Big Creek	0	7	6	4	1	0	4	1	3	12	0	5	0	1	44	3	1	0	4	48
Broadview-Thoreau Park	0	4	3	0	0	0	2	1	0	7	0	6	0	2	25	4	0	0	4	29
Dentzler-Green Valley	0	0	14	0	0	0	2	0	0	5	2	9	1	1	34	3	0	0	3	37
Ridgewood Lake	0	1	2	0	0	0	1	0	0	7	4	2	0	2	19	4	1	0	5	24
West Pleasant Valley	0	3	0	1	0	0	1	0	0	9	2	0	0	2	18	3	0	0	3	21
<b>Total, Parma</b>	0	15	25	5	1	0	10	2	3	40	8	22	1	8	140	17	2	0	19	159
Parma Heights	1	5	6	0	0	0	5	4	0	3	0	0	0	0	24	2	0	0	2	26
Pepper Pike	0	0	1	0	0	0	0	1	0	0	0	0	0	0	2	0	0	0	0	2
Richmond Heights	0	1	1	0	0	0	0	0	1	0	0	4	0	3	10	1	3	0	4	14
Rivewood Twnshp.	0	0	0	0	0	0	0	0	0	0	0	0	0	0	0	0	0	0	0	0
Rocky River	0	1	3	4	0	0	0	0	0	3	0	1	0	0	12	0	1	0	1	13
Seven Hills	1	2	1	0	0	0	1	0	0	2	2	1	1	1	12	0	0	0	0	12
Shaker Heights:																				
Boulevard-Mercer	1	1	1	0	0	0	1	0	0	7	5	0	2	3	21	2	0	0	2	23
Onaway-Sussex	0	8	5	13	1	0	8	5	0	13	8	3	1	6	71	5	2	4	11	82
<b>Total, Shaker Heights</b>	1	9	6	13	1	0	9	5	0	20	13	3	3	9	92	7	2	4	13	105
Solon	2	2	2	0	0	0	0	0	0	1	1	6	0	0	14	0	0	0	0	14
South Euclid	0	2	8	0	1	0	0	0	1	6	7	2	0	0	28	0	1	0	1	29
Strongsville	1	3	15	2	1	0	5	6	1	15	1	14	1	1	66	9	0	0	9	75
University Heights	0	1	4	2	0	0	3	3	1	3	0	2	0	0	19	1	0	0	1	20
Valley View	0	0	0	0	0	0	0	0	0	0	0	0	0	0	0	2	0	0	2	2
Walton Hills	0	3	1	0	1	0	0	0	0	2	0	1	0	2	10	1	0	0	1	11
Warrensville Hts.	0	3	20	5	4	0	5	5	1	12	8	8	0	2	73	6	0	0	6	79
Warrensville Twnshp.	0	0	0	0	0	0	0	0	0	0	0	0	0	1	1	0	0	0	0	1
Westlake	0	4	2	0	0	0	0	0	0	8	0	6	0	2	22	7	3	0	10	32
Woodmere	0	0	0	0	0	0	0	0	0	0	0	0	0	0	0	0	0	0	0	0
<b>Total, Suburbs</b>	20	213	257	96	30	4	166	102	35	382	129	241	55	105	1835	153	86	11	250	2085
Out of County	2	19	17	13	1	0	10	11	11	44	3	18	8	1	158	11	7	1	19	177
S.P.A. Unknown	0	0	0	0	0	0	0	0	0	0	0	0	0	0	0	0	0	0	0	0
<b>GRAND TOTAL</b>	<b>38</b>	<b>720</b>	<b>694</b>	<b>212</b>	<b>57</b>	<b>13</b>	<b>557</b>	<b>299</b>	<b>168</b>	<b>939</b>	<b>221</b>	<b>458</b>	<b>142</b>	<b>237</b>	<b>4,755</b>	<b>420</b>	<b>178</b>	<b>16</b>	<b>614</b>	<b>5,369</b>

TABLE 4

COMPLAINT TYPE FILED BY AREA OF RESIDENCE, 1985

GIRLS City of Cleveland	Arson	Asslt	Burg	Dis Con	Drugs	Homic	Rec Stol		Sex	Theft	Tresp	Vand	Weap	Oth Del	Total Del	Incorr	Truancy	Curfew	Total Unruly	Grand Total
							Prop	Robry												
Archwood-Denison	0	13	3	2	0	0	1	0	0	4	0	0	0	5	28	6	2	0	8	36
Buckeye-Shaker	0	4	0	0	1	0	0	0	0	4	1	1	0	0	11	5	0	0	5	16
Central	2	10	1	1	0	0	1	1	2	10	2	1	0	2	33	33	2	0	35	68
Clark-Fulton	0	6	3	4	0	1	1	4	0	9	0	3	0	1	32	25	6	0	31	63
Corlett	0	10	0	2	0	0	1	0	0	6	1	0	1	2	23	6	1	0	7	30
Cudell	0	3	6	0	0	0	0	0	0	1	0	1	0	0	11	11	1	0	12	23
Detroit-Shoreway/Near West Side	0	8	1	1	0	0	0	0	0	3	0	2	1	7	23	20	11	0	31	54
Downtown	0	1	1	2	0	0	0	0	0	1	0	0	0	0	5	7	0	0	7	12
Edgewater	0	1	0	0	0	0	0	0	0	3	2	0	0	1	7	4	2	0	6	13
Euclid-Green	0	4	0	0	0	0	0	0	0	4	0	0	1	0	9	8	2	0	10	19
Fairfax	0	5	0	0	4	0	2	0	0	5	0	0	0	1	17	7	2	0	9	26
Forest Hills	2	10	0	0	1	0	1	0	0	8	2	1	0	0	25	12	1	0	13	38
Glenville	0	10	0	2	0	0	0	0	0	9	2	2	2	3	30	20	2	0	22	52
Hough	0	12	1	0	0	0	2	0	0	7	1	1	0	1	25	23	2	0	25	50
Industrial Valley	0	0	1	0	0	0	0	0	0	0	0	0	0	0	1	2	0	0	2	3
Jefferson	0	0	0	0	0	0	1	1	2	1	0	0	0	1	6	6	2	0	8	14
Kamm's Corners	0	0	0	0	0	0	0	0	0	1	0	1	0	0	2	3	1	0	4	6
Kinsman	0	6	1	0	0	0	1	1	0	1	0	0	0	1	11	5	0	0	5	16
Lee-Miles	0	7	0	0	0	0	2	0	0	5	1	0	0	0	15	7	0	0	7	22
Mt. Pleasant	0	17	1	4	2	0	0	0	0	10	1	1	0	1	37	19	0	0	19	56
North Broadway	0	12	0	1	0	0	0	0	0	1	0	1	1	1	17	4	0	0	4	21
North Collinwood	0	0	0	0	0	0	1	1	0	2	0	0	0	1	5	7	0	0	7	12
Ohio City/Near West Side	0	7	0	3	1	0	2	4	0	5	2	0	1	2	27	14	2	0	16	43
Old Brooklyn	0	2	1	0	0	0	0	0	0	2	0	0	0	1	6	9	0	2	11	17
Payne/Kirtland Park	0	4	4	0	0	0	1	1	0	2	0	2	1	1	16	8	2	0	10	26
Puritas-Longmead	0	2	1	2	0	0	0	0	0	3	0	0	0	0	8	2	3	0	5	13
Riverside	0	0	0	0	0	0	0	0	0	1	0	0	0	1	2	5	2	0	7	9
St. Clair-Superior	0	6	0	1	0	0	2	0	1	2	2	1	0	2	17	12	2	0	14	31
South Broadway	0	2	1	0	0	0	0	0	0	2	1	0	1	0	7	7	0	2	9	16
South Collinwood	0	9	0	0	0	0	0	1	0	7	0	1	0	0	18	6	1	0	7	25
Tremont	0	1	0	0	0	0	1	0	0	2	0	0	0	0	4	9	0	0	9	13
Union-Miles Park	0	16	0	1	0	0	1	0	0	8	2	0	1	1	30	9	0	0	9	39
University	0	1	0	0	0	0	1	0	0	3	1	0	0	0	6	0	0	0	6	12
West Boulevard	0	4	0	0	0	0	0	0	0	3	0	0	0	1	8	13	3	0	16	24
Woodland Hills	0	6	0	1	0	0	0	0	0	4	0	0	1	2	14	8	2	0	10	24
<b>TOTAL CITY OF CLEVELAND</b>	<b>4</b>	<b>199</b>	<b>26</b>	<b>27</b>	<b>9</b>	<b>1</b>	<b>22</b>	<b>14</b>	<b>5</b>	<b>139</b>	<b>21</b>	<b>19</b>	<b>11</b>	<b>39</b>	<b>536</b>	<b>342</b>	<b>54</b>	<b>4</b>	<b>400</b>	<b>936</b>

GIRLS Suburbs	Arson	Asslt	Burg	Dis Con	Drugs	Homic	Rec Stol		Sex	Theft	Tresp	Vand	Weap	Oth Del	Total Del	Incorr	Truancy	Curfew	Total Unruly	Grand Total
							Prop	Robry												
Bay Village	0	1	0	0	0	0	0	0	0	4	0	0	0	0	5	1	4	0	5	10
Beachwood	0	0	0	0	0	0	0	0	0	0	0	0	0	0	0	0	0	0	0	0
Bedford	0	0	0	0	1	0	0	0	0	0	0	1	0	0	2	0	2	0	2	4
Bedford Heights	0	0	0	0	0	1	0	0	0	4	0	1	0	0	6	2	0	1	3	9
Bentleyville	0	0	0	0	0	0	0	0	0	0	0	0	0	0	0	0	0	0	0	0
Berea	0	0	0	0	0	0	0	0	1	0	0	0	0	1	2	2	1	0	3	5
Bratenahl	0	0	0	0	0	0	0	0	0	0	0	0	0	0	0	0	0	0	0	0
Brecksville	0	0	0	0	0	0	0	0	0	0	0	0	0	0	0	0	0	0	0	0
Broadview Heights	0	0	1	0	0	0	0	0	0	0	1	0	0	2	4	1	0	0	1	5
Brooklyn	0	0	0	0	0	0	0	0	0	0	0	0	0	0	0	0	0	0	0	0
Brooklyn Heights	0	0	0	0	0	0	0	0	0	0	0	0	0	0	0	0	0	0	0	0
Brookpark	1	0	0	4	1	0	0	0	1	9	0	1	0	0	17	5	6	0	11	28
Chagrin Falls	0	0	0	0	0	0	0	0	0	0	0	0	0	0	0	0	0	0	0	0
Chagrin Falls Township	0	0	0	0	0	0	0	0	0	0	0	0	0	0	0	0	0	0	0	0
Cleveland Heights:																				
North	0	2	0	0	1	0	0	0	1	1	0	2	1	0	8	3	0	1	4	12
South East	0	2	0	0	1	0	0	0	0	2	2	1	0	1	9	4	1	1	6	15
South West	0	5	0	0	0	0	1	0	0	2	0	0	0	0	8	3	0	0	3	11
<b>Total, Cleveland Hts.</b>	<b>0</b>	<b>9</b>	<b>0</b>	<b>0</b>	<b>2</b>	<b>0</b>	<b>1</b>	<b>0</b>	<b>1</b>	<b>5</b>	<b>2</b>	<b>3</b>	<b>1</b>	<b>1</b>	<b>25</b>	<b>10</b>	<b>1</b>	<b>2</b>	<b>13</b>	<b>38</b>
Cuyahoga Heights	0	0	0	0	0	0	0	0	0	0	0	0	0	0	0	0	0	0	0	0
East Cleveland:																				
Chambers-Mayfair	0	4	0	0	0	0	0	1	0	2	0	0	1	3	11	7	6	0	13	24
Oakhill-Nela Park	0	1	0	0	0	0	2	1	0	1	1	0	0	2	8	6	1	0	7	15
Superior Hill-Rozelle	0	2	0	0	0	0	0	0	0	2	1	0	0	1	6	2	4	0	6	12
<b>Total, East Cleveland</b>	<b>0</b>	<b>7</b>	<b>0</b>	<b>0</b>	<b>0</b>	<b>0</b>	<b>2</b>	<b>2</b>	<b>0</b>	<b>5</b>	<b>2</b>	<b>0</b>	<b>1</b>	<b>6</b>	<b>25</b>	<b>15</b>	<b>11</b>	<b>0</b>	<b>26</b>	<b>51</b>
Euclid:																				
Edgecliffe	0	0	0	2	0	0	0	0	0	2	0	0	0	0	4	4	0	0	4	8
Euclid Creek	0	1	0	0	0	0	2	0	0	11	1	0	0	1	16	8	3	0	11	27
Lakeshore	0	1	0	2	0	0	0	0	0	3	0	0	0	0	6	2	1	0	3	9
<b>Total, Euclid</b>	<b>0</b>	<b>2</b>	<b>0</b>	<b>4</b>	<b>0</b>	<b>0</b>	<b>2</b>	<b>0</b>	<b>0</b>	<b>16</b>	<b>1</b>	<b>0</b>	<b>0</b>	<b>1</b>	<b>26</b>	<b>14</b>	<b>4</b>	<b>0</b>	<b>18</b>	<b>44</b>

continued on next page

TABLE 4

COMPLAINT TYPE FILED BY AREA OF RESIDENCE, 1985

GIRLS	Arson	Asslt	Burg	Dis Con	Drugs	Homic	Rec Stol Prop	Robry	Sex	Theft	Tresp	Vand	Weap	Oth Del	Total Del	Incorr	Truancy	Curfew	Total Unruly	Grand Total
Suburbs, continued																				
Fairview Park	0	0	0	0	0	0	0	0	0	0	0	0	0	0	0	3	0	0	3	3
Garfield Heights:																				
Elmwood-Maple Leaf	0	1	0	0	0	0	0	0	0	2	0	0	0	0	3	4	3	0	7	10
Garfield Park	0	11	0	4	0	0	0	0	0	5	0	2	0	2	24	7	1	0	8	32
<b>Total, Garfield Heights</b>	0	12	0	4	0	0	0	0	0	7	0	2	0	2	27	11	4	0	15	42
Gates Mills	0	0	0	0	0	0	0	0	0	0	0	0	0	0	0	0	0	0	0	0
Glenwillow	0	0	0	0	0	0	0	0	0	0	0	0	0	0	0	0	0	0	0	0
Highland Heights	0	1	0	0	0	0	0	1	0	0	0	0	0	0	2	0	0	0	0	2
Hunting Valley	0	0	0	0	0	0	0	0	0	0	0	0	0	0	0	0	0	0	0	0
Independence	1	4	0	0	0	0	0	0	0	1	0	5	0	0	11	4	0	0	4	15
Lakewood:																				
Clifton-Lakewood Park	0	3	1	1	0	0	0	0	1	0	0	0	2	0	8	8	8	0	16	24
Gold Coast	0	0	0	0	0	0	1	0	0	2	0	2	0	0	5	0	3	0	3	8
Madison Park	0	4	0	1	0	0	0	0	0	2	0	0	0	2	9	2	6	2	10	19
Riverside-Hilliard	1	0	1	0	0	0	0	0	0	1	0	0	0	1	4	3	6	3	12	16
<b>Total, Lakewood</b>	1	7	2	2	0	0	1	0	1	5	0	2	2	3	26	13	23	5	41	67
Linndale	0	0	0	0	0	0	0	0	0	0	0	0	0	0	0	0	0	0	0	0
Lyndhurst	0	0	0	0	0	0	0	0	0	1	0	0	0	0	1	2	0	0	2	3
Maple Heights:																				
Dunham-Rockside	0	0	0	2	0	0	0	0	0	0	0	0	0	0	2	3	2	0	5	7
Strafford-Raymond	0	0	1	0	0	0	0	0	0	0	1	0	0	0	2	1	0	0	1	3
<b>Total, Maple Heights</b>	0	0	1	2	0	0	0	0	0	0	1	0	0	0	4	4	2	0	6	10
Mayfield	0	0	0	0	0	0	0	1	0	0	0	0	0	0	1	1	1	0	2	3
Mayfield Heights	0	1	0	2	0	0	0	0	0	1	2	1	0	0	7	2	2	0	4	11
Middleburg Hts.	0	0	0	0	0	0	0	0	0	0	0	0	0	1	1	2	2	0	4	5
Moreland Hills	0	0	0	0	0	0	0	0	0	0	0	0	0	0	0	0	0	0	0	0
Newburgh Hts.	0	0	0	0	0	0	0	0	0	0	0	0	0	0	0	1	0	0	1	1
North Olmsted	0	1	2	0	0	0	0	0	0	1	0	0	0	5	9	8	3	0	11	20
North Randall	0	0	0	0	0	0	0	0	0	0	0	0	0	0	0	0	0	0	0	0
North Royalton	0	1	0	1	1	0	0	0	0	2	0	0	0	1	6	0	0	0	0	6
Oakwood	0	0	0	0	0	0	0	0	0	1	0	0	0	0	1	0	0	0	0	1
Olmsted Falls	0	0	0	0	0	0	0	0	0	0	0	2	0	1	3	1	0	0	1	4
Olmsted Township	0	0	0	0	0	0	0	0	0	0	0	0	0	0	0	0	1	0	1	1
Orange	0	0	0	0	0	0	0	0	2	0	0	0	0	1	3	1	0	0	1	4
Parma:																				
Big Creek	0	0	1	0	0	0	0	0	0	0	0	0	0	1	2	3	0	0	3	5
Broadview-Thoreau Park	1	0	0	0	0	0	0	0	0	2	0	1	0	1	5	3	0	0	3	8
Dentzler-Green Valley	0	0	0	0	0	0	0	0	0	2	0	0	0	2	4	1	0	0	1	5
Ridgewood Lake	0	0	0	0	0	0	0	0	0	0	0	0	0	0	2	0	0	0	2	2
West Pleasant Valley	0	2	0	1	0	0	0	1	0	1	0	0	0	0	5	5	0	0	5	10
<b>Total, Parma</b>	1	2	1	1	0	0	0	1	0	5	0	1	0	4	16	14	0	0	14	30
Parma Heights	0	0	0	1	0	0	1	1	0	4	0	0	0	1	8	4	0	0	4	12
Pepper Pike	0	0	0	0	0	0	0	0	0	0	0	0	0	0	0	1	0	0	1	1
Richmond Heights	0	0	0	0	0	0	0	0	0	1	2	0	0	0	3	1	2	0	3	6
Riveredge Twtnshp.	0	0	0	0	0	0	0	0	0	0	0	0	0	0	0	1	0	0	1	1
Rocky River	0	1	0	0	0	0	0	0	0	0	0	1	0	0	2	2	1	0	3	5
Seven Hills	0	0	0	0	0	0	0	0	0	0	0	1	0	0	1	1	0	0	1	2
Shaker Heights:																				
Boulevard-Mercer	0	1	0	1	1	0	0	0	0	0	2	0	0	0	5	0	0	0	0	5
Onaway-Sussex	0	0	0	4	3	0	0	0	0	1	0	0	0	0	8	4	1	0	5	13
<b>Total, Shaker Heights</b>	0	1	0	5	4	0	0	0	0	1	2	0	0	0	13	4	1	0	5	18
Solon	0	0	0	0	0	0	0	0	0	3	0	0	0	0	3	1	0	0	1	4
South Euclid	0	2	0	1	0	0	0	0	0	2	0	0	0	0	5	2	1	0	3	8
Strongsville	0	0	2	2	0	0	0	0	0	7	0	1	0	0	12	8	0	0	8	20
University Heights	0	0	0	0	0	0	2	0	0	3	0	0	0	2	7	2	0	0	2	9
Valley View	0	0	0	0	0	0	0	0	0	0	0	0	0	0	0	0	0	0	0	0
Walton Hills	0	0	0	0	0	0	0	0	0	0	0	0	0	0	0	0	0	0	0	0
Warrensville Hts.	0	3	0	0	0	0	0	0	0	6	1	1	0	0	11	7	1	0	8	19
Warrensville Twtnshp.	0	0	0	0	0	0	0	0	0	0	0	0	0	0	0	0	0	0	0	0
WestLake	0	0	0	0	0	0	0	0	0	1	0	1	0	0	2	5	1	0	6	8
Woodmere	0	0	0	0	0	0	0	0	0	0	0	0	0	0	0	0	0	0	0	0
<b>Total, Suburbs</b>	4	55	9	29	9	1	9	6	6	95	14	24	4	32	297	156	74	8	238	535
Out of County	0	0	0	3	1	0	3	1	0	24	0	0	0	12	44	11	4	1	16	60
S.P.A. Unknown	0	0	0	0	0	0	1	0	0	0	0	0	0	0	1	0	0	0	0	1
<b>GRAND TOTAL</b>	<b>8</b>	<b>254</b>	<b>35</b>	<b>59</b>	<b>19</b>	<b>2</b>	<b>35</b>	<b>21</b>	<b>11</b>	<b>258</b>	<b>35</b>	<b>43</b>	<b>15</b>	<b>83</b>	<b>878</b>	<b>509</b>	<b>132</b>	<b>13</b>	<b>654</b>	<b>1,532</b>

**TABLE 5**

**DELINQUENCY AND UNRULY COMPLAINTS, 1985 COMPARED WITH 1984**

DELINQUENCY	1985		1984		TOTAL	
	BOYS	GIRLS	BOYS	GIRLS	1985	1984
Arson . . . . .	38	8	67	5	46	72
Assault . . . . .	720	254	764	234	974	998
Burglary . . . . .	694	35	692	40	729	732
Disorderly Conduct . . . . .	212	59	174	57	271	231
Drugs . . . . .	57	19	49	18	76	67
Homicide . . . . .	13	2	18	3	15	21
Liquor Violations . . . . .	31	6	9	5	37	14
Robbery . . . . .	299	21	263	20	320	283
Receiving Stolen Property . . . . .	557	35	403	22	592	425
Sex Offenses . . . . .	168	11	143	5	179	148
Theft . . . . .	939	258	923	222	1,197	1,145
Trespassing . . . . .	221	35	171	22	256	193
Vandalism . . . . .	458	43	317	35	501	352
Weapons . . . . .	142	15	143	17	157	160
Other Delinquency . . . . .	206	77	139	55	283	194
<b>TOTALS . . . . .</b>	<b>4,755</b>	<b>878</b>	<b>4,275</b>	<b>760</b>	<b>5,633</b>	<b>5,035</b>
<b>UNRULY</b>	<b>BOYS</b>	<b>GIRLS</b>	<b>BOYS</b>	<b>GIRLS</b>	<b>1985</b>	<b>1984</b>
Incorrigibility . . . . .	420	509	387	469	929	858
Truancy . . . . .	178	136	182	150	314	330
Curfew . . . . .	16	9	14	2	25	16
Other . . . . .	0	0	1	0	0	1
<b>TOTALS . . . . .</b>	<b>614</b>	<b>654</b>	<b>584</b>	<b>621</b>	<b>1,268</b>	<b>1,205</b>
<b>GRAND TOTAL —</b>						
<b>DELINQUENCY &amp; UNRULY . . . . .</b>	<b>5,369</b>	<b>1,532</b>	<b>4,859</b>	<b>1,381</b>	<b>6,901</b>	<b>6,240</b>

**TABLE 6****CASES UNDER SUPERVISION OF THE PROBATION DEPARTMENT, 1985**

District Office	Cases Brought Forward From 1984	Cases Received For Supervision	Total Cases Supervised	Cases Closed From Supervision	Cases Carried Forward To 1986
Shaker	268	300	568	268	300
Miles	250	280	530	298	232
University Circle	252	244	496	200	296
East Cleveland	305	403	708	393	315
Near West Side	270	204	474	271	203
Far West Side	292	334	626	355	271
South West Side	214	259	473	255	218
Placement Unit	222	226	448	259	189
<b>TOTAL</b>	<b>2,073</b>	<b>2,250</b>	<b>4,323</b>	<b>2,299</b>	<b>2,024</b>

**TABLE 7****CHILDREN UNDER CARE IN THE DETENTION CENTER  
1985 COMPARED WITH 1984**

	1985			1984		
	BOYS	GIRLS	TOTAL	BOYS	GIRLS	TOTAL
Under Care January 1	97	52	149	38	25	63
Admitted During the Year	2,243	1,189	3,432	2,214	1,081	3,295
Total Under Care	2,340	1,241	3,581	2,252	1,106	3,358
Released During The Year	2,277	1,217	3,494	2,155	1,054	3,209
Under Care Dec. 31	63	24	87	97	52	149
Total Days Care Furnished	32,607	15,607	48,214	25,813	12,496	38,309
Average Daily Population	89	43	132	71	34	105
Average Length of Stay in Days	14.5	13	14	12	11.9	11.9

**TABLE 8**

**AGES OF DELINQUENT AND UNRULY CHILDREN, 1985**

AGES	DELINQUENT			UNRULY			GRAND TOTAL
	BOYS	GIRLS	TOTAL	BOYS	GIRLS	TOTAL	
Eight and Under	8	1	9	0	2	2	11
Nine	21	1	22	2	2	4	26
Ten	42	4	46	4	0	4	50
Eleven	85	9	94	8	5	13	107
Twelve	129	29	158	38	22	60	218
Thirteen	384	85	469	72	62	134	603
Fourteen	655	146	801	99	127	226	1,027
Fifteen	937	211	1,148	130	179	309	1,457
Sixteen	1,145	219	1,364	165	178	343	1,707
Seventeen	1,349	173	1,522	96	77	173	1,695
<b>TOTAL</b>	<b>4,755</b>	<b>878</b>	<b>5,633</b>	<b>614</b>	<b>654</b>	<b>1,268</b>	<b>6,901</b>


**TABLE 9**

**DIAGNOSES OF PATIENTS EXAMINED BY THE COURT PSYCHIATRISTS, 1985**

DIAGNOSIS	BOYS	GIRLS	ADULTS	TOTAL
<i>Psychosis</i>				
Schizophrenia, Paranoid Type	0	0	1	1
Schizophrenia, Undifferentiated	1	0	0	1
Psycho-Neurosis, Mixed	19	3	1	23
Other Type	1	0	0	1
<i>Neurosis</i>				
Depressive Reaction	13	10	2	25
Phobic Reaction	2	0	0	2
Other Reactions	2	0	0	2
<i>Personality Disorders</i>				
Anti-Social Personality	2	0	0	2
Passive-Dependent Personality	2	0	6	8
Borderline Personality	1	1	2	4
Other Personality Disorders	2	2	1	5
<i>Transient Situational Disturbances</i>				
Adjustment Reaction of Childhood	4	0	0	4
Adjustment Reaction of Adolescence	89	76	0	165
<i>Behavior Disorders</i>				
Anxiety Reaction	5	2	0	7
Conduct Disorders	70	23	0	93
<i>Other Disorders</i>				
Mental Retardation	1	0	3	4
Drug Dependence	5	1	0	6
Substance Abuse	2	0	1	3
<i>Other</i>				
No Diagnosis Made	255	138	18	411
Diagnosis Deferred	3	0	0	3
<b>TOTAL</b>	<b>479</b>	<b>256</b>	<b>35</b>	<b>770</b>

**4**

# Locations



## **MAIN COURT**

2163 East 22nd Street  
Cleveland, OH 44115  
443-8400

Services: Courtrooms • Administration • Legal Department • Probation Department • Detention Center

## **LOEWS BUILDING**

1515 Euclid Avenue  
Cleveland, OH 44115  
443-5800

Services: Courtrooms • Support Department

## **MILES OFFICE**

9119 Miles Avenue  
Cleveland, OH 44105  
641-7452

Services: Intake • Probation

## **CLEVELAND HEIGHTS OFFICE**

40 Severance Center  
Cleveland Hts., OH 44118  
291-3878

Services: Intake

## **NEAR WEST OFFICE**

4115 Bridge Avenue  
Cleveland, OH 44113  
281-1630

Services: Intake • Probation

## **EAST CLEVELAND OFFICE**

15838 Euclid Avenue  
East Cleveland, OH 44112  
851-3019

Services: Probation

## **SHAKER OFFICE**

11800 Shaker Blvd.  
Cleveland, OH 44120  
752-8940

Services: Probation

## **EUCLID OFFICE**

21331 Wilmore Avenue  
Euclid, OH 44123  
289-2779

Services: Intake

## **SHAKER HEIGHTS OFFICE**

3355 Lee Road  
Shaker Heights, OH 44120  
921-7000

Services: Intake

## **FAR WEST OFFICE**

21211 West 117th Street  
Cleveland, OH 44111  
631-1211

Services: Probation

## **SOUTHWEST OFFICE**

5361 Pearl Road  
Parma, OH 44129  
749-1200

Services: Intake • Probation

## **LAKWOOD OFFICE**

12650 Detroit  
Lakewood, OH 44107  
521-0334

Services: Intake

## **UNIVERSITY CIRCLE OFFICE**

1949 East 105th Street  
Cleveland, OH 44106  
795-3497

Services: Intake • Probation