

ANNUAL REPORT




1987

KENNETH A. ROCCO, ADMINISTRATIVE JUDGE



Contents

1. Open Letter to the Community	2
2. 1987 Budget Summary	4
3. Statistics	5
4. Locations and Services	15



1. Open Letter

TO: The Citizens of Cuyahoga County
The Honorable Geno Natalucci-Perichetti
Director, Ohio Department of Youth Services
The Honorable Mary Boyle, Virgil Brown, and Timothy Hagan
Commissioners of Cuyahoga County

During the 85 year history of the Cuyahoga County Juvenile Court, its two principal objectives have been to rehabilitate troubled youth and to protect the community. Court resources in 1987 were utilized to accomplish both objectives.

In 1986, the Court implemented a new state-of-the-art risk based system of probation supervision known as A.C.T. (Assess, Classify, and Treat). To implement this new system, the Court shifted a significant portion of its resources to the supervision of likely chronic offenders who commit a disproportionately large number of juvenile crimes. A.C.T. was operational in all of 1987. Eight four-member intensive probation teams now provide both daily contact and weekly counseling for both the offender and the family, as well as referrals to appropriate community resources.

Official delinquency complaints declined by 6.8% in 1987 due in part to the use of the new supervision system. Projecting first quarter statistics of official delinquency complaints, the Court is expecting an additional decline of 4% in 1988 at the very time that the adolescent population is increasing in Cuyahoga County.

Through a grant provided by the United States Department of Justice, the Cuyahoga County Juvenile Court analyzed the feasibility of converting services that are traditionally offered by the public sector to private sector providers. Two programs were implemented in 1987 as a result of this project. The first program included youth that would have had official unruly and misdemeanor filings. Instead, these youth were referred to one of six private agencies for services. In the second program, adjudicated delinquent and unruly youth that would have been placed on probation are supervised by private agencies. The purpose of the project was to reduce recidivism and promote high quality, low cost services for youth and families involved in the juvenile justice system.

In 1987, in-home treatment was introduced to provide the Court with an alternative to placing children in private residential centers. Delinquent and unruly children who would have been removed from their homes were provided family preservation services by private agencies. While in the home, workers offer the youth and family intensive supervision, counseling, crisis intervention, and linkage to needed community services.

Throughout 1987, Cuyahoga County Juvenile Court continued the process of achieving accreditation from the respected American Correctional Association (ACA). Our Court will be the largest Juvenile Court in the country to be accredited in both probation services and detention services.


I commend the Juvenile Court Administrator, Allyn R. Sielaff, and the entire professional staff for their dedicated efforts in providing excellent services to troubled youth and in striving to protect the community. Their accomplishments are particularly noteworthy in view of the fact that 1987 was the second year in a row that department directors of the Court reduced court-managed general fund spending.

In compliance with Ohio Revised Code Section 2151.18, I submit the 1987 Annual Report of the Cuyahoga County Juvenile Court, which shows the number and kind of cases, the dispositions, and other data pertaining to the work of the Court.

Respectfully,

A handwritten signature in black ink that reads "Kenneth A. Rocco". The signature is written in a cursive, flowing style.

Kenneth A. Rocco, Administrative Judge
Court of Common Pleas, Juvenile Division
Cleveland, Ohio



2. Budget

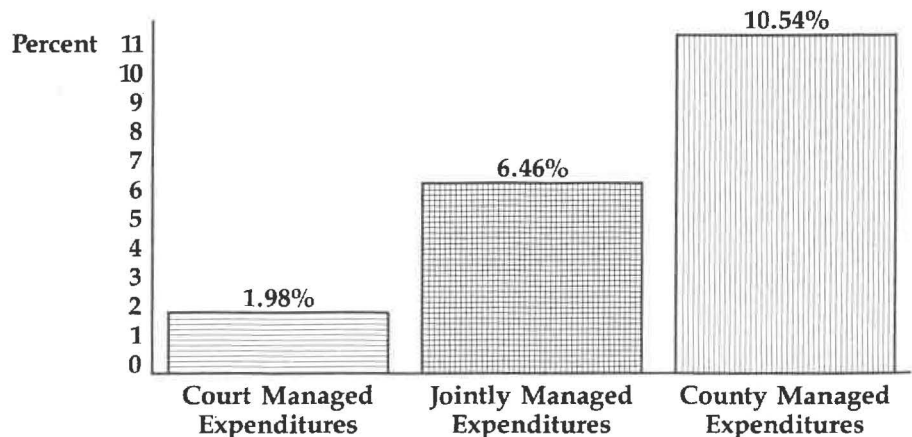
Budget Summary: The Court's Managers Hold The Budget Line

The Expenditures of the Juvenile Court	1982	1987	Average Annual Growth Rate
Juvenile Court Managed Expenditures:			
Salaries	\$ 8,074,769	\$ 9,393,456	3.07%
Operating Expenses	3,534,267	3,408,488	-.72%
<i>Sub-Total:</i>	\$11,609,036	\$12,801,944	1.98%
Juvenile Court and Board of County Commissioners Jointly Managed Expenses:			
Fringe Benefits	1,914,399	2,618,427	6.46%
Board of County Commissioners Managed Expenses:			
Chargebacks	2,279,348	3,761,295	10.54%
Total Juvenile Court Expenditures:	\$15,802,783	\$19,181,666	3.95%

Budget information is useful to determine accountability for management decisions. The Juvenile Court budget consists of three distinct components.

The first component, consisting of salaries and operating expenses, is managed directly by the administrators of the Court. The second component, consisting of fringe benefits, is managed by the administrators of the county who negotiate the basic fringe benefit package and by the administrators of the Court who determine the number of employees. The third component, chargebacks, is managed directly by the county.

Average Annual Growth Rate Over Five Years 1982-1987





3. Statistics

Statistical Summary: Delinquency Complaints Lowest Since 1984

Cuyahoga County Juvenile Court's official delinquency complaints in 1987 were the lowest since 1984. In 1987, 5,390 official delinquency complaints were filed as compared with 5,784 complaints in 1986, a 6.8% decrease. Official unruly complaints, which includes filings for incorrigibility, truancy and curfew, declined by 19.7%, from 1,302 in 1986 to 1,045 in 1987. This was the lowest number of official unruly complaints in at least ten years.

The most common offenses brought to the attention of the Court were theft, incorrigibility, assault and burglary. All of these recorded a decrease in 1987. The table below lists these offenses and their respective totals for the past two years.

OFFENSES	1986	1987	PERCENT OF CHANGE
Theft	2,726	2,690	-1.32%
Incorrigibility	1,782	1,760	-1.20%
Assault.....	1,297	1,174	-9.48%
Burglary	875	833	-4.80%

In 1987, cases of child abuse, dependency and neglect increased from 545 in 1986 to 987 in 1987, showing an 81% increase. This was the largest number of these cases since 1981.

Cases filed against adults increased 13% in 1987, the highest since 1985. This category includes cases of support and custody, complaints to establish parent/child relationship and cases of contributing to the unruliness of a juvenile.

The total number of complaints brought to the attention of the Court in 1987 was 34,656. This was a 36% increase from 33,450 complaints in 1986.

Please refer to the statistical tables included in this report for more detailed data of cases referred to the Court in 1987.

TABLE 1

COMPLAINTS — 1987 COMPARED WITH 1986

■ ■ NEW COMPLAINTS — CHILDREN'S CASES

	1987	1986
Accepted for Court Action, Official Cases:		
Delinquency:		
Boys	4,627	4,855
Girls	763	929
TOTAL DELINQUENCY	5,390	5,784
Unruly:		
Boys	492	596
Girls	553	706
TOTAL UNRULY	1,045	1,302
TOTAL DELINQUENCY AND UNRULY ACCEPTED FOR COURT ACTION, OFFICIAL CASES	6,435	7,086
Resolved at Intake:		
Delinquency:		
Boys	2,598	2,314
Girls	950	841
TOTAL DELINQUENCY	3,548	3,155
Unruly:		
Boys	829	860
Girls	662	583
TOTAL UNRULY	1,491	1,443
TOTAL DELINQUENCY AND UNRULY RESOLVED AT INTAKE	5,039	4,598
GRAND TOTAL DELINQUENCY AND UNRULY COMPLAINTS, ACCEPTED FOR COURT ACTION, RESOLVED AT INTAKE	11,474	11,684

(chart continued on next page)

TABLE 1 *continued*

COMPLAINTS — 1987 COMPARED WITH 1986

■ ■ NEW COMPLAINTS — CHILDREN'S CASES <i>continued</i>	1987	1986
Other Children's Cases:		
Juvenile Traffic Offenders	12,129	11,151
Neglected Children's Cases	322	229
Dependent Children's Cases	556	237
Abused Children's Cases	109	79
Application to Determine Custody	91	114
Application for Approval of Permanent Surrender	9	13
Application for Consent to Marry	3	7
Writ of Habeas Corpus	11	12
Voluntary Custody Agreements	523	432
Other Children's Cases Accepted	52	36
Children's Cases Resolved at Intake	12	9
TOTAL CHILDREN'S CASES, NEW	25,291	24,003
Alias Complaints, Children's Cases	2,052	1,817
Review of Custody Status:		
Temporary Custody Review	1,775	2,563
Permanent Custody Review	338	408
TOTAL CUSTODY REVIEWS	2,113	2,971
TOTAL CHILDREN'S CASES, NEW, ALIAS, AND REVIEWS	29,456	28,791
 ■ ■ NEW COMPLAINTS — ADULT CASES		
Support and Custody	236	141
Neglect of Children	0	1
Contributing to Delinquency	4	1
Contributing to Unruliness	16	56
Complaint to Establish Parent-Child Relationship	3,477	1,880
Certifications and Motions	32	21
Contempt of Court	17	12
Other Adult Cases	27	43
Adult Cases, Resolved at Intake	43	50
TOTAL ADULT CASES, NEW	3,852	2,205
Alias Complaints, Adult Cases	937	2,031
TOTAL ADULT CASES, NEW AND ALIAS	4,789	4,236
GRAND TOTAL, CHILDREN'S AND ADULT CASES	34,245	33,027
Filings Not Processed, End of Year	411	423
GRAND TOTAL, ALL COMPLAINTS	34,656	33,450

TABLE 2

DISPOSITIONS MADE IN OFFICIAL DELINQUENCY AND UNRULY CASES — 1987

DISPOSITIONS	DELINQUENT			UNRULY			GRAND TOTAL
	Boys	Girls	Total	Boys	Girls	Total	
Placed on Probation	1,332	233	1,565	233	317	550	2,115
Continued on Probation	215	67	282	44	75	119	401
Placed by Court in Residential Centers	53	18	71	21	16	37	108
Placed by Department of Human Services	33	7	40	0	13	13	53
Returned to Placement	5	3	8	1	1	2	10
Parental Supervision	896	212	1,108	44	48	92	1,200
Temporary Care & Custody, Department of Human Services	48	21	69	10	27	37	106
Supervision, Department of Human Services	86	45	131	21	23	44	175
Committed, Ohio Department of Youth Services	434	49	483	0	0	0	483
Returned to the Ohio Department of Youth Services	73	6	79	0	0	0	79
Committed to Youth Development Center, Cuyahoga County	113	36	149	20	29	49	198
Returned to Youth Development Center, Cuyahoga County	10	1	11	1	2	3	14
Supervision of ODYS and YDC After-Care	125	42	167	25	40	65	232
Bound-over to Criminal Division	37	1	38	0	0	0	38
Transferred to Other Juvenile Courts	139	27	166	2	9	11	177
Dismissed	979	206	1,185	80	140	220	1,405
Nollied	379	25	404	0	0	0	404
Withdrawn	67	29	96	25	25	50	146
Order Made In Other Case	2,462	210	2,672	304	194	498	3,170
Early Release from Ohio Department of Youth Services — Granted	173	15	188	0	0	0	188
Early Release from Ohio Department of Youth Services — Denied	211	33	244	0	0	0	244
Other Dispositions	155	27	182	12	8	20	202
TOTAL DISPOSITIONS	8,025	1,313	9,338	843	967	1,810	11,148

TABLE 3

SOURCES OF COMPLAINTS BY INTAKE ACTION — 1987

SOURCE OF COMPLAINT	OFFICIAL			RESOLVED AT INTAKE			TOTAL CASES		GRAND TOTAL
	Del.	Unr.	Total	Del.	Unr.	Total	Del.	Unr.	
Cleveland Police Dept.	2,119	0	2,119	373	13	386	2,492	13	2,505
Suburban Police Dept.	1,702	12	1,714	1,478	381	1,859	3,180	393	3,573
Other Police Agency	72	0	72	98	21	119	170	21	191
Rail Road Security	26	0	26	126	0	126	152	0	152
Store Security	418	0	418	989	0	989	1,407	0	1,407
Other Juvenile Courts	93	4	97	20	3	23	113	7	120
Probation Officers	101	35	136	0	0	0	101	35	136
Detention Center	136	0	136	1	1	2	137	1	138
Cleveland Board of Education	158	198	356	42	65	107	200	263	463
Suburban Boards of Education	43	126	169	19	95	114	62	221	283
Department of Human Services	33	61	94	1	3	4	34	64	98
Private Social Agencies	12	0	12	0	0	0	12	0	12
Youth Development Center	42	3	45	0	0	0	42	3	45
Ohio Department of Youth Services	4	0	4	0	0	0	4	0	4
Citizens	216	0	216	317	10	327	533	10	543
Parents	215	606	821	60	896	956	275	1,502	1,777
Other Sources	0	0	0	24	3	27	24	3	27
TOTAL	5,390	1,045	6,435	3,548	1,491	5,039	8,938	2,536	11,474

TABLE 4

COMPLAINT TYPE FILED BY AREA OF RESIDENCE — 1987

BOYS																				Total	Grand
City of		Arson	Asslt	Burg	Dis	Drugs	Homic	Rec	Sex	Theft	Tresp	Vand	Weap	Oth	Total	Incorr/Truancy	Curfew	Unruly	Total	Grand	
Cleveland					Con			Stol						Del	Del					Total	
Archwood-Denison		0	5	22	0	2	0	8	5	1	13	1	7	1	5	70	10	7	0	17	87
Buckeye-Shaker		0	8	14	1	0	0	18	11	3	14	2	1	2	4	78	2	1	0	3	81
Central		1	27	23	2	7	2	45	20	9	76	6	7	4	18	247	14	1	0	15	262
Clark-Fulton		6	17	38	3	1	2	14	4	0	22	2	15	3	10	137	16	10	0	26	163
Corlett		2	10	13	0	3	0	30	7	6	22	5	4	1	6	109	11	4	0	15	124
Cudell		0	11	11	10	0	0	0	1	0	6	0	3	2	1	45	6	3	0	9	54
Detroit-Shoreway/Near West Side		3	12	24	3	2	1	10	9	3	23	4	5	3	5	107	13	10	0	23	130
Downtown		1	9	13	0	1	2	12	2	0	9	1	4	1	2	57	0	0	0	0	57
Edgewater		0	8	6	0	0	0	3	0	0	4	1	1	0	0	23	2	2	0	4	27
Euclid-Green		0	6	7	2	0	0	7	0	3	8	2	0	0	0	35	3	0	0	3	38
Fairfax		0	13	11	0	0	0	19	11	7	20	1	1	5	9	97	5	1	0	6	103
Forest Hills		0	12	14	3	0	3	23	4	4	35	6	2	5	7	118	11	4	0	15	133
Glenville		1	34	22	4	8	4	45	12	10	55	8	11	11	12	237	8	3	0	11	248
Hough		2	24	18	1	0	2	41	13	7	38	2	8	7	15	178	13	4	0	17	195
Industrial Valley		0	6	4	1	0	0	0	1	3	4	0	1	0	0	20	4	2	0	6	26
Jefferson		1	7	9	0	0	0	7	3	0	10	0	2	0	3	42	5	5	0	10	52
Kamms Corners		1	3	7	0	0	0	3	3	0	4	0	0	0	4	25	2	0	0	2	27
Kinsman		0	16	15	5	3	0	22	5	6	29	0	1	6	3	111	7	3	0	10	121
Lee-Miles		0	6	10	0	0	1	13	6	1	16	2	5	3	2	65	2	1	0	3	68
Mt. Pleasant		0	17	17	6	0	0	40	7	8	42	4	6	7	6	160	16	1	0	17	177
North Broadway		1	9	30	1	0	2	7	4	1	17	3	5	1	2	83	6	3	0	9	92
North Collinwood		0	6	5	3	0	0	10	1	0	3	6	4	1	1	40	4	0	0	4	44
Ohio City/Near West Side		1	9	8	0	0	0	12	3	4	30	5	2	0	6	80	6	3	0	9	89
Old Brooklyn		3	4	11	2	0	0	3	1	2	20	0	7	1	13	67	7	5	0	12	79
Payne/Kirtland Park		0	12	7	0	0	0	9	3	6	18	1	8	1	5	70	20	3	0	23	93
Puritas-Longmead		0	6	17	1	0	0	8	5	0	7	1	1	1	1	48	5	3	0	8	56
Riverside		1	8	5	0	0	0	12	2	2	5	0	0	0	3	38	5	1	0	6	44
St. Clair-Superior		0	14	10	1	8	2	22	11	3	23	2	5	0	10	111	6	0	0	6	117
South Broadway		0	9	20	0	0	0	4	4	0	9	0	2	2	5	55	3	2	0	5	60
South Collinwood		0	18	14	5	1	0	16	6	7	25	7	7	4	6	116	5	0	0	5	121
Tremont		2	17	18	0	2	1	18	3	4	19	1	5	5	0	95	3	1	0	4	99
Union-Miles Park		0	15	20	1	0	0	39	11	7	36	7	2	3	6	147	12	0	0	12	159
University		0	6	0	1	0	0	1	0	1	1	0	0	1	3	14	0	0	0	0	14
West Boulevard		1	11	7	2	0	0	6	0	1	11	0	4	5	1	49	11	3	0	14	63
Woodland Hills		1	10	24	1	1	1	18	9	5	10	0	6	5	9	100	9	2	0	11	111
TOTAL CITY OF CLEVELAND		28	405	494	59	39	23	545	187	114	684	80	142	91	183	3074	252	88	0	340	3414

BOYS																				Total	Grand
Suburbs		Arson	Asslt	Burg	Dis	Drugs	Homic	Rec	Sex	Theft	Tresp	Vand	Weap	Oth	Total	Incorr/Truancy	Curfew	Unruly	Total	Grand	
					Con			Stol						Del	Del					Total	
Bay Village		0	3	2	0	0	0	2	0	0	14	1	2	0	6	30	2	1	0	3	33
Beachwood		0	0	0	3	0	0	0	0	0	0	0	1	0	4	1	0	0	1	5	
Bedford		0	1	4	0	0	1	1	0	0	7	0	1	1	0	16	0	1	0	1	17
Bedford Heights		1	1	6	0	0	1	0	1	0	3	0	1	3	0	17	0	0	0	0	17
Bentleyville		0	0	0	0	0	0	0	0	0	0	0	0	0	0	0	0	0	0	0	0
Berea		1	9	5	0	0	0	3	1	2	9	3	2	0	2	37	2	1	0	3	40
Bratenahl		0	0	0	0	0	0	0	0	0	0	0	0	0	0	0	0	0	0	0	0
Brecksville		0	0	0	0	0	0	1	0	0	1	0	0	0	2	0	0	0	0	2	
Broadview Heights		0	2	1	0	1	0	1	1	1	2	0	0	0	1	10	1	0	0	1	11
Brooklyn		0	3	3	0	0	0	0	0	0	4	2	0	0	0	12	1	0	0	1	13
Brooklyn Heights		0	0	0	0	0	0	0	0	0	0	0	0	0	0	0	0	0	0	0	0
Brookpark		0	11	4	2	1	0	4	1	9	23	1	7	1	3	67	5	6	0	11	78
Chagrin Falls		1	0	2	0	0	0	0	0	0	0	0	0	0	3	0	0	0	0	3	
Chagrin Falls Township		0	0	0	0	0	0	0	0	0	0	0	0	0	0	0	0	0	0	0	0
Cleveland Heights — TOTAL		1	27	17	11	2	0	23	14	2	36	17	7	11	178	6	2	0	8	186	
North		0	13	3	7	0	0	17	11	1	10	6	0	6	7	81	2	1	0	3	84
South East		1	5	3	2	2	0	5	3	0	16	7	5	4	2	55	2	0	0	2	57
South West		0	9	11	2	0	0	1	0	1	10	4	2	1	1	42	2	1	0	3	45
Cuyahoga Heights		0	0	0	0	0	0	0	0	0	0	0	0	0	0	0	0	0	0	0	0
East Cleveland — TOTAL		1	19	28	8	3	0	24	18	10	52	6	5	2	7	183	14	9	0	23	206
Chambers-Mayfair		1	11	12	5	2	0	13	12	4	20	3	3	2	4	92	7	4	0	11	103
Oakhill-Nela Park		0	2	7	1	0	0	4	3	0	11	2	0	0	1	31	3	1	0	4	35
Superior Hill-Rozelle		0	6	9	2	1	0	7	3	6	21	1	2	0	2	60	4	4	0	8	68
Euclid — TOTAL		2	14	21	13	3	0	6	1	3	19	17	5	3	7	114	4	3	0	7	121
Edgecliffe		1	8	11	7	3	0	2	0	3	14	5	3	1	4	62	2	1	0	3	65
Euclid Creek		0	2	4	3	0	0	1	1	0	4	7	1	2	3	28	2	1	0	3	31
Lake Shore		1	4	6	3	0	0	3	0	0	1	5	1	0	0	24	0	1	0	1	25

(continued on next page)

TABLE 4

COMPLAINT TYPE FILED BY AREA OF RESIDENCE — 1987

BOYS							Rec							Oth	Total			Total	Grand	
Suburbs, continued	Arson	Asslt	Burg	Dis Con	Drugs	Homic	Stol Prop	Robry	Sex	Theft	Tresp	Vand	Weap	Del	Del	Incon	Truancy	Curfew	Unruly	Total
Fairview Park	0	2	2	0	0	0	2	1	0	3	0	5	0	0	15	0	0	0	0	15
Garfield Heights — TOTAL	0	7	8	0	0	0	2	0	4	5	1	0	0	1	28	4	1	0	5	33
Elmwood-Maple Leaf	0	0	2	0	0	0	1	0	0	1	1	0	0	1	6	1	0	0	1	7
Garfield Park	0	7	6	0	0	0	1	0	4	4	0	0	0	0	22	3	1	0	4	26
Gates Mills	0	0	0	0	0	0	0	0	0	0	0	0	0	0	0	1	0	0	1	1
Glenwillow	0	0	0	0	0	0	0	0	0	0	0	0	0	0	0	0	0	0	0	0
Highland Heights	0	0	0	3	0	0	1	0	0	1	0	0	1	0	6	0	0	0	0	6
Hunting Valley	0	0	0	0	0	0	0	0	0	0	0	0	0	0	0	0	0	0	0	0
Independence	0	0	0	0	0	0	1	0	0	0	0	1	0	0	2	0	0	0	0	2
Lakewood — TOTAL	2	15	8	4	1	0	4	1	8	32	3	9	0	9	96	10	12	0	22	118
Clifton-Lakewood Park	1	2	3	1	0	0	2	1	2	7	0	4	0	4	27	1	0	0	1	28
Gold Coast	1	4	1	2	0	0	0	0	1	6	0	3	0	1	19	4	5	8	9	28
Madison Park	0	4	4	1	0	0	2	0	5	9	2	1	0	3	31	5	3	0	8	39
Riverside-Hilliard	0	5	0	0	1	0	0	0	0	10	1	1	0	1	19	0	4	0	4	23
Linndale	0	0	0	0	0	0	0	0	0	0	0	0	0	0	0	0	0	0	0	0
Lyndhurst	0	2	1	2	1	0	0	0	0	5	2	2	2	0	17	3	0	0	3	20
Maple Heights — TOTAL	1	9	6	4	0	0	2	2	5	8	4	10	1	2	54	3	3	0	6	60
Dunham-Rockside	1	6	2	0	0	0	2	1	4	3	3	4	1	1	28	0	2	0	2	30
Strafford-Raymond	0	3	4	4	0	0	0	1	1	5	1	6	0	1	26	3	1	0	4	30
Mayfield	0	0	0	0	0	0	0	3	0	0	0	0	0	0	3	0	0	0	0	3
Mayfield Heights	0	1	1	2	3	0	2	1	0	2	1	1	0	0	14	0	3	0	3	17
Middleburg Hts.	0	1	0	0	0	0	1	0	0	3	0	2	0	0	7	4	0	0	4	11
Moreland Hills	0	1	0	0	0	0	0	0	0	0	0	0	0	0	1	0	0	0	0	1
Newburgh Hts.	0	1	2	0	0	0	0	1	0	4	0	3	0	0	11	1	0	0	1	12
North Olmsted	0	8	6	3	4	0	4	1	0	7	0	1	0	1	35	1	2	0	3	38
North Randall	0	0	0	0	0	0	0	0	0	0	0	0	0	0	0	0	0	0	0	0
North Royalton	0	2	11	0	0	1	3	0	2	4	0	0	0	1	24	1	0	0	1	25
Oakwood	1	0	2	0	0	0	1	0	0	2	0	0	0	1	7	0	1	0	1	8
Olmsted Falls	0	0	0	1	0	0	0	0	0	0	0	1	0	0	2	2	0	0	2	4
Olmsted Township	0	0	0	0	0	0	0	0	0	0	0	0	0	0	0	0	0	0	0	0
Orange	0	0	0	0	0	0	1	0	0	2	0	0	0	1	4	1	0	0	1	5
Parma — TOTAL	5	10	30	7	1	0	5	5	2	28	0	11	0	5	109	4	0	0	4	113
Big Creek	4	6	13	1	1	0	2	5	0	15	0	5	0	3	55	2	0	0	2	57
Broadview-Thoreau Park	0	2	1	1	0	0	1	0	0	4	0	1	0	0	10	0	0	0	0	10
Dentzler-Green Valley	0	1	2	0	0	0	2	0	1	4	0	2	0	2	14	1	0	0	1	15
Ridgewood Lake	0	1	3	1	0	0	0	1	0	0	0	0	0	0	6	1	0	0	1	7
West Pleasant Valley	1	0	11	4	0	0	0	0	0	5	0	3	0	0	24	0	0	0	0	24
Parma Heights	0	1	2	1	0	0	0	0	1	7	0	0	0	0	12	4	0	0	4	16
Pepper Pike	0	0	0	2	0	0	1	0	0	0	0	0	0	1	4	0	0	0	0	4
Richmond Heights	0	2	1	0	0	0	2	0	1	4	1	0	0	0	11	2	0	0	2	13
Riveredge Twtnshp.	0	0	0	0	0	0	0	0	0	0	0	0	0	0	0	0	0	0	0	0
Rocky River	0	3	3	0	0	0	2	0	0	0	0	5	0	1	14	1	2	0	3	17
Seven Hills	0	1	0	0	0	0	0	0	0	0	0	1	0	0	2	1	0	0	1	3
Shaker Heights — TOTAL	0	11	15	3	0	0	8	7	2	7	2	6	2	4	67	6	1	0	7	74
Boulevard-Mercer	0	8	5	0	0	0	5	5	2	3	0	2	0	0	30	3	0	0	3	33
Onaway-Sussex	0	3	10	3	0	0	3	2	0	4	2	4	2	4	37	3	1	0	4	41
Solon	0	3	2	1	0	0	0	0	0	2	0	0	0	0	8	0	0	0	0	8
South Euclid	0	5	1	1	0	1	1	0	0	4	1	0	0	1	15	0	0	0	0	15
Strongsville	9	4	16	2	0	0	2	0	0	10	1	6	0	3	53	2	0	0	2	55
University Heights	0	4	0	0	0	0	0	4	2	1	0	1	0	0	12	3	0	0	3	15
Valley View	0	0	0	0	0	0	1	0	0	0	0	0	0	1	2	0	0	0	0	2
Walton Hills	0	0	2	0	0	0	2	0	0	3	0	1	0	1	9	0	0	0	0	9
Warrensville Hts.	0	11	11	3	0	1	8	7	1	7	1	6	1	5	62	3	1	0	4	66
Warrensville Twtnshp.	0	5	0	0	0	0	0	0	0	0	0	0	0	0	5	0	0	0	0	5
Westlake	0	2	9	0	1	0	2	1	0	1	0	2	0	0	18	0	0	0	0	18
Woodmere	0	0	0	0	0	0	0	0	0	0	0	0	0	0	0	0	0	0	0	0
SUBURBS — TOTAL	25	201	232	76	21	5	123	71	55	322	64	104	29	74	1402	93	49	0	142	1544
Out of County	5	14	31	3	3	3	12	7	2	32	7	12	2	16	149	8	2	0	10	159
S.P.A. Unknown	0	1	0	0	0	0	0	0	0	0	0	0	1	0	2	0	0	0	0	2
TOTAL CITY OF CLEVELAND	28	405	494	59	39	23	545	187	114	684	80	142	91	183	3074	252	88	0	340	3414
GRAND TOTAL	58	621	757	138	63	31	680	265	171	1038	151	258	123	273	4627	353	139	0	492	5119

TABLE 4

COMPLAINT TYPE FILED BY AREA OF RESIDENCE — 1987

GIRLS City of Cleveland	Arson	Asslt	Burg	Dis Con	Drugs	Homic	Rec Stol Prop	Robry	Sex	Theft	Tresp	Vand	Weap	Oth Del	Total Del	Incorr	Truancy	Curfew	Unruly	Total Grand Total
Archwood-Denison	0	3	0	1	0	0	0	1	0	0	0	0	0	1	6	5	3	0	8	14
Buckeye-Shaker	0	4	0	0	0	0	3	0	0	2	0	0	0	0	9	1	0	0	1	10
Central	0	12	0	0	0	0	2	1	1	7	2	0	1	3	29	17	1	0	18	47
Clark-Fulton	1	6	1	0	1	0	4	0	0	5	0	1	0	2	21	22	6	0	28	49
Corlett	0	9	0	0	0	0	1	0	0	8	1	7	1	0	27	14	2	0	16	43
Cudell	0	0	2	0	0	0	1	0	0	3	0	0	0	1	7	6	3	0	9	16
Detroit-Shoreway/Near West Side	1	4	1	0	0	0	1	0	0	4	0	3	1	4	19	14	6	0	20	39
Downtown	0	0	0	0	0	0	0	0	0	2	0	0	0	0	2	2	2	0	4	6
Edgewater	0	1	0	1	0	0	0	0	0	0	0	0	0	1	3	2	1	0	3	6
Euclid-Green	0	4	0	0	0	0	0	0	0	1	0	0	0	0	5	2	0	0	2	7
Fairfax	0	5	1	3	1	0	0	0	0	2	0	0	0	2	14	8	1	0	9	23
Forest Hills	0	6	0	1	0	0	1	1	0	7	1	0	1	3	21	15	1	0	16	37
Glenville	0	13	3	3	1	0	3	3	0	8	1	0	1	7	43	22	1	0	23	66
Hough	0	6	2	2	3	0	1	0	0	11	1	2	2	4	34	16	0	0	16	50
Industrial Valley	1	3	0	0	0	0	0	0	1	0	0	0	0	0	5	5	0	0	5	10
Jefferson	0	1	0	1	0	0	0	0	0	6	0	0	0	2	10	1	1	0	2	12
Kamms Corners	0	0	0	0	0	0	0	1	0	1	0	0	0	0	2	2	0	0	2	4
Kinsman	0	5	0	0	0	0	0	0	0	3	0	1	0	6	15	10	0	0	10	25
Lee-Miles	0	1	0	0	0	0	1	0	0	6	0	2	1	4	15	5	0	0	5	20
Mt. Pleasant	0	10	0	0	0	0	4	0	0	8	1	0	0	3	26	11	2	0	13	39
North Broadway	0	3	2	0	0	0	0	0	0	4	0	0	0	0	9	6	5	0	11	20
North Collinwood	0	4	1	2	0	0	1	0	0	1	0	0	0	3	12	6	1	0	7	19
Ohio City/Near West Side	0	0	1	0	1	1	1	0	0	3	0	0	0	1	8	12	1	0	13	21
Old Brooklyn	0	1	1	1	0	0	0	0	0	3	1	0	0	1	8	5	3	0	8	16
Payne/Kirtland Park	0	7	2	2	0	0	0	0	1	6	0	0	1	5	24	21	2	0	23	47
Puritas-Longmead	0	2	2	0	0	0	0	0	0	6	0	3	0	5	18	9	3	0	12	30
Riverside	0	0	0	0	0	0	1	0	0	0	0	0	0	0	1	1	1	0	2	3
St. Clair-Superior	0	1	1	0	1	0	4	0	0	3	0	0	0	2	12	9	2	0	11	23
South Broadway	0	1	4	0	0	0	0	0	0	3	0	0	0	0	8	9	3	0	12	20
South Collinwood	0	4	0	0	0	0	0	0	0	5	1	0	0	2	12	10	1	0	11	23
Tremont	0	4	0	3	0	0	0	0	0	2	0	0	0	1	10	8	2	0	10	20
Union-Miles Park	0	15	3	0	0	0	0	0	0	7	1	0	0	1	27	10	1	0	11	38
University	0	3	0	0	0	0	0	0	0	1	0	0	0	1	5	5	0	0	5	10
West Boulevard	1	2	0	0	0	0	0	0	0	4	0	0	0	8	15	15	1	0	16	31
Woodland Hills	0	6	3	0	0	0	1	0	0	7	0	0	0	1	18	9	3	0	12	30
TOTAL CITY OF CLEVELAND	4	146	30	20	8	1	30	7	3	139	10	19	9	74	500	315	59	0	374	874

GIRLS Suburbs	Arson	Asslt	Burg	Dis Con	Drugs	Homic	Rec Stol Prop	Robry	Sex	Theft	Tresp	Vand	Weap	Oth Del	Total Del	Incorr	Truancy	Curfew	Unruly	Total Grand Total
Bay Village	0	0	0	0	0	0	1	0	0	0	0	1	0	0	2	3	1	0	4	6
Beachwood	0	0	0	1	0	0	0	0	0	0	0	0	0	0	1	1	0	0	1	2
Bedford	0	0	0	0	0	0	0	1	0	2	0	0	0	0	3	0	1	0	1	4
Bedford Heights	0	0	0	0	0	1	0	1	0	0	0	0	0	0	2	0	2	0	2	4
Bentleyville	0	0	0	0	0	0	0	0	0	0	0	0	0	0	0	0	0	0	0	0
Berea	0	2	0	0	0	0	0	2	0	2	0	1	0	0	7	3	2	0	5	12
Bratenahl	0	0	0	0	0	0	0	0	0	0	0	0	0	0	0	1	0	0	1	1
Brecksville	0	0	0	0	0	0	0	0	0	0	0	0	0	0	0	1	0	0	1	1
Broadview Heights	0	0	0	0	0	0	0	0	0	1	0	0	0	0	1	0	0	0	0	1
Brooklyn	0	3	0	0	0	0	0	0	0	1	0	0	0	0	4	1	0	0	1	5
Brooklyn Heights	0	0	0	0	0	0	0	0	0	0	0	0	0	0	0	0	0	0	0	0
Brookpark	0	3	0	1	0	0	0	1	0	2	0	0	0	0	7	9	2	0	11	18
Chagrin Falls	0	0	0	0	0	0	0	0	0	0	0	0	0	0	0	2	1	0	3	3
Chagrin Falls Township	0	0	0	0	0	0	0	0	0	0	0	0	0	0	0	0	0	0	0	0
Cleveland Heights — TOTAL	0	3	0	0	0	0	0	0	0	14	1	0	1	5	24	12	2	0	14	38
North	0	1	0	0	0	0	0	0	0	4	1	0	0	1	7	7	2	0	9	16
South East	0	1	0	0	0	0	0	0	0	4	0	0	1	2	8	1	0	0	1	9
South West	0	1	0	0	0	0	0	0	0	6	0	0	0	2	9	4	0	0	4	13
Cuyahoga Heights	0	0	0	0	0	0	0	0	0	0	0	0	0	0	0	0	0	0	0	0
East Cleveland — TOTAL	0	8	0	1	0	0	2	1	0	11	1	0	0	2	26	16	8	0	24	50
Chambers-Mayfair	0	4	0	0	0	0	1	0	0	3	1	0	0	0	9	9	5	0	14	23
Oakhill-Nela Park	0	2	0	0	0	0	1	0	0	2	0	0	0	0	5	2	0	0	2	7
Superior Hill-Rozelle	0	2	0	1	0	0	0	1	0	6	0	0	0	2	12	5	3	0	8	20
Euclid — TOTAL	0	3	1	0	0	0	1	0	0	9	0	1	0	1	16	7	0	0	7	23
Edgecliffe	0	3	1	0	0	0	0	0	0	4	0	1	0	0	9	3	0	0	3	12
Euclid Creek	0	0	0	0	0	0	1	0	0	2	0	0	0	1	4	3	0	0	3	7
Lake Shore	0	0	0	0	0	0	0	0	0	3	0	0	0	0	3	1	0	0	1	4

(continued on next page)

TABLE 4

COMPLAINT TYPE FILED BY AREA OF RESIDENCE — 1987

GIRLS Suburbs, continued	Arson	Asslt	Burg	Dis Con	Drugs	Homic	Rec Stol Prop	Robry	Sex	Theft	Tresp	Vand	Weap	Oth Del	Total Del	Incorr	Truancy	Curfew	Unruly	Total	Grand
																				0	Total
Fairview Park	0	0	2	0	0	0	0	0	0	1	0	0	0	1	4	1	1	0	2	6	
Garfield Heights — TOTAL	0	1	0	0	0	0	0	0	0	0	0	0	0	2	3	7	6	0	13	16	
Elmwood-Maple Leaf	0	0	0	0	0	0	0	0	0	0	0	0	0	1	1	4	3	0	7	8	
Garfield Park	0	1	0	0	0	0	0	0	0	0	0	0	0	1	2	3	3	0	6	8	
Gates Mills	0	0	0	0	0	0	0	0	0	0	0	0	0	0	0	0	0	0	0	0	
Glenwillow	0	0	0	0	0	0	0	0	0	0	0	0	0	0	0	0	0	0	0	0	
Highland Heights	0	1	0	0	1	0	0	0	0	0	0	0	0	0	2	1	0	0	1	3	
Hunting Valley	0	0	0	0	0	0	0	0	0	0	0	0	0	0	0	0	0	0	0	0	
Independence	0	1	0	0	0	0	0	0	0	0	0	3	0	0	4	0	0	0	0	4	
Lakewood — TOTAL	2	6	1	1	1	0	0	2	1	9	0	4	0	9	36	19	11	0	30	66	
Clifton-Lakewood Park	0	3	1	1	0	0	0	0	0	5	0	0	0	2	12	5	1	0	6	18	
Gold Coast	0	0	0	0	0	0	0	0	0	2	0	1	0	0	3	2	1	0	3	6	
Madison Park	0	3	0	0	0	0	0	0	1	1	0	1	0	7	13	10	4	0	14	27	
Riverside-Hilliard	2	0	0	0	1	0	0	2	0	1	0	2	0	0	8	2	5	0	7	15	
Linddale	0	0	0	0	0	0	0	0	0	0	0	0	0	0	0	0	0	0	0	0	
Lyndhurst	0	0	0	0	0	0	0	0	0	0	0	0	0	0	0	1	1	0	2	2	
Maple Heights — TOTAL	0	2	1	1	0	0	1	0	0	0	0	0	1	0	6	2	2	0	4	10	
Dunham-Rockside	0	0	0	1	0	0	1	0	0	0	0	0	0	0	2	0	1	0	1	3	
Strafford-Raymond	0	2	1	0	0	0	0	0	0	0	0	0	1	0	4	2	1	0	3	7	
Mayfield	0	1	0	0	2	0	0	0	0	0	0	0	0	0	3	0	0	0	0	3	
Mayfield Heights	0	0	0	0	1	0	0	0	0	2	0	0	0	0	3	0	1	0	1	4	
Middleburg Hts.	0	4	0	0	0	0	0	0	0	0	0	0	0	0	4	0	0	0	0	4	
Moreland Hills	0	0	0	0	0	0	0	0	0	0	0	0	0	0	0	0	0	0	0	0	
Newburgh Hts.	0	0	0	0	0	0	0	0	0	0	0	0	0	0	0	0	0	0	0	0	
North Olmsted	0	0	0	0	0	0	0	0	1	1	0	0	0	0	2	2	1	0	3	5	
North Randall	0	0	0	0	0	0	0	0	0	0	0	0	0	0	0	0	0	0	0	0	
North Royalton	0	1	2	0	0	0	0	0	0	0	0	2	0	0	5	0	0	0	0	5	
Oakwood	0	0	0	0	0	0	2	0	0	0	0	0	0	0	2	1	0	0	1	3	
Olmsted Falls	0	0	0	0	0	0	0	0	0	2	0	0	0	0	2	2	0	0	2	4	
Olmsted Township	0	0	0	0	0	0	0	0	0	1	0	0	0	0	1	0	0	0	0	1	
Orange	0	0	0	0	0	0	0	0	0	0	0	0	0	0	0	0	0	0	0	0	
Parma — TOTAL	1	7	0	1	0	0	0	1	1	8	0	2	0	1	22	12	0	0	12	34	
Big Creek	0	1	0	0	0	0	0	1	1	3	0	1	0	0	7	3	0	0	3	10	
Broadview-Thoreau Park	0	3	0	0	0	0	0	0	0	0	0	0	0	0	3	3	0	0	3	6	
Dentzler-Green Valley	0	0	0	1	0	0	0	0	0	1	0	0	0	1	3	1	0	0	1	4	
Ridgewood Lake	0	0	0	0	0	0	0	0	0	2	0	0	0	0	2	2	0	0	2	4	
West Pleasant Valley	1	3	0	0	0	0	0	0	0	2	0	1	0	0	7	3	0	0	3	10	
Parma Heights	0	2	1	0	0	0	0	0	0	5	0	0	0	0	8	3	0	0	3	11	
Pepper Pike	0	0	0	0	0	0	0	0	0	0	0	0	0	0	0	0	0	0	0	0	
Richmond Heights	0	0	0	0	0	1	0	0	0	0	0	1	0	0	2	1	1	0	2	4	
Riveredge Twnshp.	0	0	0	0	0	0	0	0	0	0	0	0	0	0	0	0	0	0	0	0	
Rocky River	0	2	0	0	0	0	0	0	0	0	0	0	0	0	2	0	0	0	0	2	
Seven Hills	0	0	0	0	0	0	0	0	0	0	0	0	0	0	0	1	0	0	1	1	
Shaker Heights — TOTAL	0	1	5	0	0	0	3	0	0	1	0	0	0	0	10	3	0	0	3	13	
Boulevard-Mercer	0	0	0	0	0	0	2	0	0	0	0	0	0	0	2	1	0	0	1	3	
Onaway-Sussex	0	1	5	0	0	0	1	0	0	1	0	0	0	0	8	2	0	0	2	10	
Solon	0	0	0	0	0	0	0	0	0	2	0	1	0	0	3	0	0	0	0	3	
South Euclid	0	0	2	0	0	0	0	0	0	0	2	0	0	0	4	3	0	0	3	7	
Strongsville	0	2	0	0	0	1	0	0	0	6	0	0	0	0	9	0	0	0	0	9	
University Heights	0	0	0	0	0	0	0	0	0	1	0	0	0	0	1	4	0	0	4	5	
Valley View	0	0	0	0	0	0	0	0	0	0	0	0	0	0	0	0	0	0	0	0	
Walton Hills	0	0	0	0	0	0	0	0	0	0	0	0	0	0	0	0	0	0	0	0	
Warrensville Hts.	0	0	0	0	0	0	0	0	0	0	0	0	0	0	3	4	0	0	7	7	
Warrensville Township	0	0	0	0	0	0	0	0	0	0	0	0	0	0	0	0	0	0	0	0	
Westlake	0	1	0	0	0	0	0	0	0	1	0	0	0	0	2	0	1	0	1	3	
Woodmere	0	0	0	0	0	0	0	0	0	0	0	0	0	0	0	0	0	0	0	0	
SUBURBS — TOTAL	3	54	15	6	5	3	10	9	3	82	4	16	2	21	233	122	48	0	170	403	
Out of County	0	5	1	1	0	0	1	2	1	10	0	3	0	6	30	7	2	0	9	39	
S.P.A. Unknown	0	0	0	0	0	0	0	0	0	0	0	0	0	0	0	0	0	0	0	0	
TOTAL CITY OF CLEVELAND	4	146	30	20	8	1	30	7	3	139	10	19	9	74	500	315	59	0	374	874	
GRAND TOTAL	7	205	46	27	13	4	41	18	7	231	14	38	11	101	763	444	109	0	553	1316	

TABLE 5

**DELINQUENCY AND UNRULY COMPLAINTS BY INTAKE ACTION FOR 1987
COMPARED WITH GRAND TOTAL FOR 1986***

COMPLAINTS:	1987 ACCEPTED FOR OFFICIAL HEARING			1987 RESOLVED AT INTAKE			1987 GRAND TOTAL			1986 GRAND TOTAL		
	Boys	Girls	Total	Boys	Girls	Total	Boys	Girls	Total	Boys	Girls	Total
Delinquency												
Arson	58	7	65	8	0	8	66	7	73	59	8	67
Assault	621	205	826	234	114	348	855	319	1174	974	323	1297
Burglary	757	46	803	29	1	30	786	47	833	818	57	875
Disorderly Conduct	138	27	165	277	83	360	415	110	525	439	138	577
Drug Violation	63	13	76	41	6	47	104	19	123	95	30	125
Homicide	31	4	35	0	0	0	31	4	35	18	0	18
Liquor Violation	8	1	9	193	79	272	201	80	281	219	78	297
Receiving Stolen Property	680	41	721	48	5	53	728	46	774	564	49	613
Robbery	265	18	283	7	0	7	272	18	290	337	19	356
Sex Offense	171	7	178	16	4	20	187	11	198	175	6	181
Theft	1,038	231	1,269	897	524	1,421	1,935	755	2,690	1,953	773	2,726
Trespassing	151	14	165	373	56	429	524	70	594	475	72	547
Vandalism	258	38	296	280	25	305	538	63	601	496	55	551
Weapons	123	11	134	49	7	56	172	18	190	195	24	219
Other Delinquency	265	100	365	146	46	192	411	146	557	352	138	490
TOTAL DELINQUENCY	4,627	763	5,390	2,598	950	3,548	7,225	1,713	8,938	7,169	1,770	8,939
Unruly												
Incorrigibility	343	445	788	465	507	972	808	952	1,760	832	950	1,782
Truancy	139	108	247	77	62	139	216	170	386	277	240	517
Curfew	10	0	10	287	93	380	297	93	390	347	99	446
TOTAL UNRULY	492	553	1,045	829	662	1,491	1,321	1,215	2,536	1,456	1,289	2,745
GRAND TOTAL — DELINQUENCY & UNRULY	5,119	1,316	6,435	3,427	1,612	5,039	8,546	2,928	11,474	8,625	3,059	11,684

* *Actions by Intake Include: Accepted for Official Hearing — cases set for official hearing before Judge or Referee.
Resolved at Intake — no hearing set, disposed of at the Intake level with referral to a variety of alternative services.*

TABLE 6

CHILDREN UNDER CARE IN THE DETENTION CENTER — 1987

	<u>Boys</u>	<u>Girls</u>	<u>Total</u>
Under Care January 1	60	25	85
Admitted During the Year	1,738	817	2,778 — 2555
Total Under Care	1,798	842	2,863 — 2646
Released During the Year	1,742	827	2,707 — 2569
Under Care December 31	56	15	71
Total Care Days Furnished	28,296	8,182	36,478
Average Daily Population	77.5	22.4	99.9
Average Length of Stay	13.4	12.2	12.2

CHILDREN UNDER CARE OF THE HOME DETENTION PROGRAM — 1987


Under Care January 1	36	20	56
Admitted to the Program During the Year	624	281	905
Total Under Care	660	301	961
Released from the Program During the Year	620	275	895
Under Care December 31	40	26	66
Total Care Days Furnished	11,945	5,893	17,838
Average Daily Population Served	32.7	16.1	48.8
Average Length of Stay	18.1	19.6	18.3

N.B. In addition, during 1987, there were 263 boys and 299 girls placed in Shelter Care facilities.

TABLE 7

AGES OF DELINQUENT AND UNRULY CHILDREN BY INTAKE ACTION — 1987

AGES	<u>OFFICIAL</u>			<u>RESOLVED AT INTAKE</u>			<u>TOTAL CASES</u>		<u>GRAND TOTAL</u>
	<u>Del.</u>	<u>Unr.</u>	<u>Total</u>	<u>Del.</u>	<u>Unr.</u>	<u>Total</u>	<u>Del.</u>	<u>Unr.</u>	
Eight and Under	2	0	2	29	9	38	31	9	40
Nine	8	0	8	45	7	52	53	7	60
Ten	33	5	38	87	14	101	120	19	139
Eleven	68	14	82	105	37	142	173	51	224
Twelve	150	39	189	208	53	261	358	92	450
Thirteen	332	110	442	297	138	435	629	248	877
Fourteen	672	200	872	491	242	733	1,163	442	1,605
Fifteen	1,079	270	1,349	601	300	901	1,680	570	2,250
Sixteen	1,391	282	1,673	779	339	1,118	2,170	621	2,791
Seventeen	1,655	125	1,780	906	352	1,258	2,561	477	3,038
GRAND TOTAL	5,390	1,045	6,435	3,548	1,491	5,039	8,938	2,536	11,474



4. Locations AND SERVICES

MAIN COURT

2163 East 22nd Street
Cleveland, Ohio 44115
443-8400

Services: Courtrooms • Administration • Legal Department • Probation Department • Detention Center

LOEWS BUILDING

1515 Euclid Avenue
Cleveland, Ohio 44115
443-5800

Services:

Courtrooms • Judicial Support Services

NEAR WEST OFFICE

4115 Bridge Avenue
Cleveland, Ohio 44113
281-1630

Services:

Intake • Probation • Intensive Probation Unit

CLEVELAND HEIGHTS OFFICE

40 Severance Center
Cleveland Heights, Ohio 44118
291-3878

Services:

Intake

SOUTHEAST OFFICE

11800 Shaker Boulevard
Cleveland, Ohio 44120
752-8940

Services:

Probation • Intensive Probation Unit

EAST CLEVELAND OFFICE

15840 Euclid Avenue
East Cleveland, Ohio 44112
851-3019

Services:

Probation • Intensive Probation Unit

SOUTHWEST OFFICE

5361 Pearl Road
Parma, Ohio 44129
749-1200

Services:

Intake • Probation • Intensive Probation Unit

LAKWOOD OFFICE

12650 Detroit Avenue
Lakewood, Ohio 44107
521-0334

Services:

Intake

UNIVERSITY CIRCLE OFFICE

1949 East 105th Street
Cleveland, Ohio 44106
795-3497

Services:

Intake • Probation • Intensive Probation Unit