



ANNUAL REPORT



1988

KENNETH A. ROCCO, ADMINISTRATIVE JUDGE



Contents

| | |
|---------------------------------------|----|
| 1. Open Letter to the Community | 2 |
| 2. Executive Staff | 4 |
| 3. Fiscal | 7 |
| 4. Statistics | 8 |
| 5. Locations and Services | 18 |



1. Open Letter

TO: The Citizens of Cuyahoga County
The Honorable Geno Natalucci-Persichetti
Director, Ohio Department of Youth Services
The Honorable Mary Boyle, Virgil Brown, and Timothy Hagan
Commissioners of Cuyahoga County

In 1988, capping a virtually steady annual increase since 1984, juvenile crime in Cuyahoga County was up 9.5% over the previous year. Delinquency and unruly cases referred to Cuyahoga County Juvenile Court totaled 12,559. Of these, 60% were processed officially and 40% received informal disposition at the intake level.

Faced with predictions of a continued increase in juvenile offenses into the '90s, the Court in 1988 continued its preparation for the eventuality.

A major aspect was completion of the process for the Probation Department's accreditation by the respected American Correctional Association (ACA), a process initiated in 1986. Requirements include meeting 228 standards of good professional practice. A three-day audit by the ACA's visiting committee in October 1988 produced a standards compliance score of 98.8%, a score acknowledged by the auditors as the highest they had ever given a facility or jurisdiction.

Ours is the first juvenile court probation department in Ohio and the largest metropolitan juvenile court in the nation to meet ACA accreditation criteria. In fact, it is now regarded as "state of the art" — a model for the country.

Andrew J. DeSanti, chief probation officer, and Matthias Novak, accreditation manager, should be especially lauded for their contributions to this achievement.

ACA accreditation is awarded for three-year periods; renewal requirements include monitoring visitations and annual certification. It ensures consistent delivery of quality probation services, increased community protection against recidivism, and a rightful sense of professional pride in both the Probation Department and the Court as a whole.

The high compliance rate was due to the strong commitment of the entire court staff to the accreditation goal. Court Administrator Allyn R. Sielaff and directors of the Court's six other departments assisted the Probation Department staff with year-long preparations for the ACA audit. All departments, too, contributed to compilation of a related Policies and Procedures Manual.

The compliance accomplishment is not only the result of a commendable cooperative effort, it is further evidence of the highly professional caliber of the Court's Executive Staff. All of them are well educated and thoroughly experienced in their areas of competence, and they bring to their team leadership a diversity which enhances its strength most effectively.

On December 31, 1988, two of its most experienced jurists departed from the Juvenile Court, Judge John J. Toner into retirement and Judge John F. Corrigan to the Court of Appeals. Judge Toner retired after 28 years as a Juvenile Court judge. From the time of his appointment to the bench in December 1960 to the present, many strides and accomplishments in dedicated service to youth are directly linked to his efforts. Numerous organizations and committees have sought his expertise in planning and executing youth programs. Judge Toner served as administrative judge from 1972 through 1982 and is past president of the National Council of Juvenile and Family Court Judges.

Judge Corrigan resigned from the Juvenile Court after being elected judge of the 8th District Court of Appeals. Judge Corrigan first joined the Juvenile Court in 1953 as a probation officer and was elected to the bench in 1968. During his tenure, Judge Corrigan was active on many juvenile justice committees, boards, and task forces and served as administrative judge from 1983 through 1985.

On behalf of the Cuyahoga County Juvenile Court, I extend best wishes to both Judge Toner and Judge Corrigan.

In compliance with Ohio Revised Code Section 2151.18, I submit the 1988 Annual Report of the Cuyahoga County Juvenile Court, which shows the number and kind of cases, the dispositions, and other data pertaining to the work of the Court.

Respectfully,



Kenneth A. Rocco, Administrative Judge
Court of Common Pleas, Juvenile Division
Cleveland, Ohio



2. Staff

Executive Staff



Allyn R. Sielaff: Court Administrator since 1986, Sielaff has an A.B. and a master's in social work degree from Case Western Reserve University and Juris Doctor degree from Cleveland State University.

He served as commissioner of the Pennsylvania Bureau of Correction; director of the Illinois Department of Corrections; administrator of the Wisconsin Division of Corrections; and director of the Virginia Department of Corrections. He was also a consultant with the National Council on Crime and Delinquency; associate director of the Pennsylvania Crime Commission; deputy secretary of Public

Safety in Virginia; and a captain in the U.S. Air Force.

He has been an expert witness in corrections for the U.S. Department of Justice, the National Prison Project, and Legal Defense Fund of the NAACP.

Sielaff began his career at the Cuyahoga County Juvenile Court as a unit supervisor in the Detention Home, probation officer, and court referee. He also engaged in the private practice of law.



William A. Kurtz: A graduate of the University of Notre Dame, and with a cum laude law degree from Ohio State University, Kurtz has been Deputy Court Administrator since 1986. For Juvenile Court he also has been assistant legal director, director of legal services and acting court administrator.

Since 1982 he has been an adjunct lecturer in law at Case Western Reserve University, and in the '70s for two years was a full-time assistant professor in Cleveland State University's Social Service Department. In 1982 he was certified as an instructor in the Ohio Peace Officer Training Program.

Additionally, Kurtz has been a staff attorney with the Legal Aid Society of Cleveland and legal counsel to the Federation for Community Planning's Council on Children at Risk. He is co-author of *Ohio Juvenile Law* (Banks-Baldwin Law Publishing Company, 1985), widely used in the juvenile justice system and adopted as a textbook by some law schools. Kurtz also co-authored the Juvenile Court Section, *Merrick-Rippner Ohio Probate Law*, a reference source for probate and juvenile court practitioners.



Edith Anderson: Director of Staff Development and Training since 1974, she came to Juvenile Court as a casework supervisor in 1973. She has a bachelor's degree in English and journalism from the University of Washington, a master's in social administration from Case Western Reserve University, and has had further studies there, as well as at Cleveland State University and the University of Michigan.

Ms. Anderson is an accredited human resources professional, certified trainer, Licensed Independent Social Worker, and certified stress management instructor.

In earlier work for the Court, Ms. Anderson for three years was supervisory probation officer in its Community Action for Youth program. Then for six years she was assistant director of the Cuyahoga County Welfare Department's Services to Young Families.



Elsie Ann Day: A magna cum laude and Phi Beta Kappa graduate of Case Western Reserve University, Ms. Day also is a graduate of its law school; she was admitted to the Ohio bar in 1979. She has been Juvenile Court Director of Community Services since 1986, following two years as director of community relations.

Earlier, she was a Federation for Community Planning associate for two years, involved in areas including juvenile and criminal justice and mental retardation. For another two years, Ms. Day was administrator of the Cuyahoga County Bar Association's Guardian Ad Litem Project: a program aimed to provide effective representation of children's best interests in juvenile and Domestic relations courts. Ms. Day is co-author of "Mentally Retarded Youth in Cuyahoga County Juvenile Court," *The Retarded Offender*.



Andrew J. DeSanti: In probation services for nearly 40 years, DeSanti has been Chief Probation Officer for the Juvenile Court since 1970. He has a bachelor's degree in sociology from Ohio University and a master's in social work from Ohio State University, where he studied with the renowned criminologist, the late Dr. Walter C. Reckless.

DeSanti, who is a World War II veteran, was a probation officer in Dayton and Cleveland prior to becoming Supervisor for the Court here in 1956, and assistant chief of probation services in 1960. In 1966, on a year's special leave, he directed a demonstration project for Cleveland College of Western Reserve University for improvement of community probation services.



Thomas E. Foster: Operations Director since 1986, Foster has been with the Juvenile Court for nearly 20 years. His employment began following service with the U.S. Air Force as a meteorologist. He has an applied associate liberal arts degree from Cuyahoga Community College, a bachelor's in social work from Cleveland State University, and is now pursuing a graduate degree in public administration at Cleveland State University.

For Juvenile Court, Foster has been a driver, transportation supervisor, court assistant, and deputy director of administrative services. Also, for more than nine years he was a part-time child care worker, and for more than three years a Detention Center intake referee.



John Myron Manuel: Superintendent of the Detention Center since January 1988, Manuel was previously with the Virginia Department of Corrections as facility manager of one learning center and assistant superintendent of another. He has a bachelor's degree in criminal justice from the University of Cincinnati and a master's in corrections from Xavier University.


In Cincinnati he was a group consultant for a high school delinquency program; a Metropolitan Housing Authority social worker/community consultant; assistant director of a woman's criminal justice halfway house; and case manager for the city's Community Correctional Institute.

Further, Manuel has been a full-time instructor and coordinator of the Law Enforcement Technology Program at the University of Cincinnati, and a criminology lecturer at its evening college.



Alexandra N. Turk: Director of Administrative Services for the Juvenile Court since 1985, Ms. Turk is a Certified Public Accountant with a bachelor's degree in business administration from Baldwin-Wallace College and a master's degree in business administration from Case Western Reserve University. She also has completed the CWRU advanced management program for MBAs.

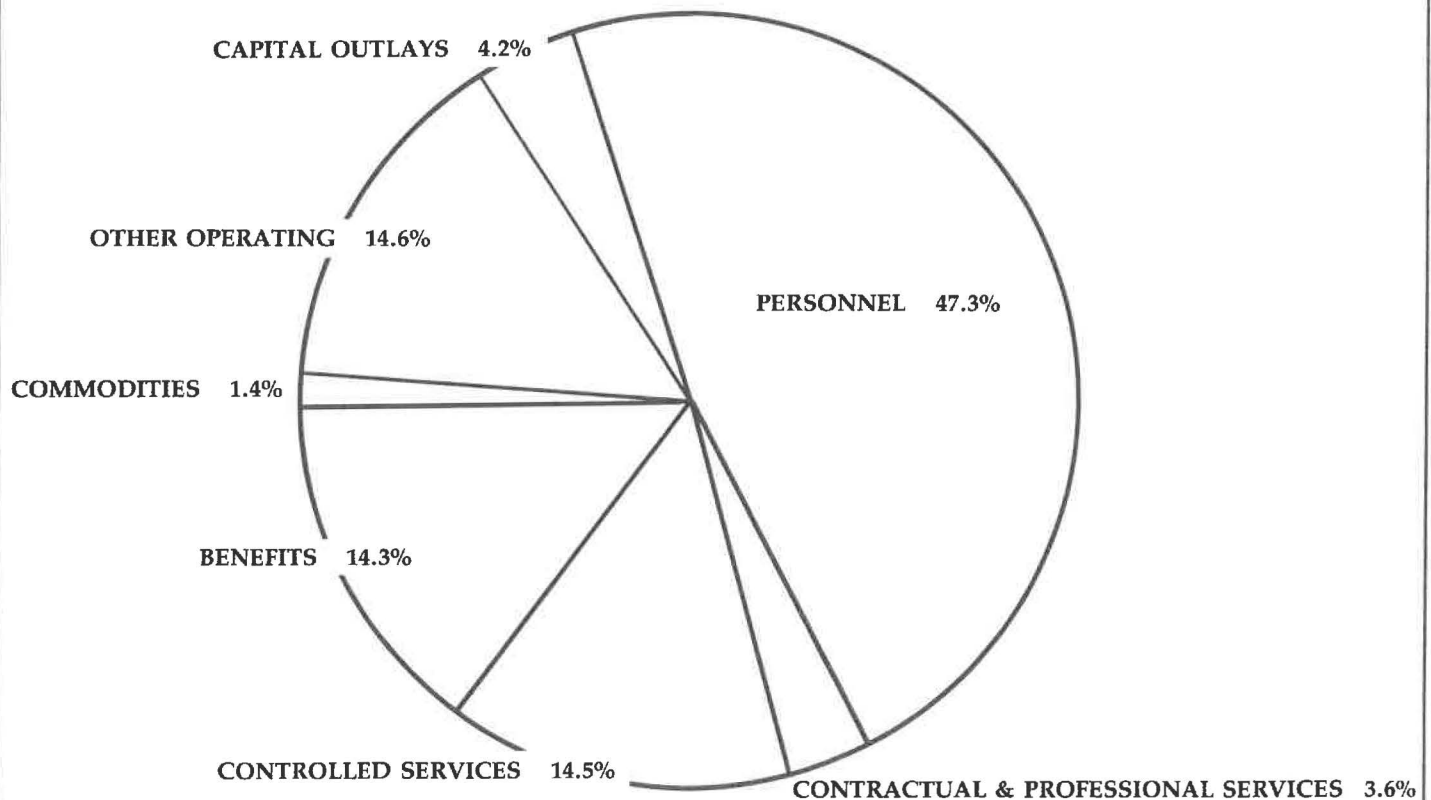
Previously, Ms. Turk was principal analyst for the Cuyahoga County Commissioners' Office of Budget and Management, with responsibilities for thirteen justice agencies including the courts and the prosecutor's, public defender's, and coroner's offices. Her earlier financial experience involved tax work and service with a savings and loan association.



3. Fiscal

| CATEGORY | ADMINISTRATIVE | LEGAL | PROBATION | DETENTION CENTER | TOTAL |
|-------------------------------------|--------------------|--------------------|--------------------|--------------------|---------------------|
| PERSONNEL SERVICES | \$2,097,205 | \$2,144,792 | \$2,126,318 | \$2,241,641 | \$8,609,956 |
| PERSONNEL BENEFITS | 659,780 | 582,259 | 617,380 | 749,702 | 2,609,121 |
| COMMODITIES | 84,871 | 3,801 | 2,186 | 165,567 | 256,425 |
| CONTRACTUAL & PROFESSIONAL SERVICES | 233,347 | 254,092 | 4,537 | 154,669 | 646,645 |
| CONTROLLED SERVICES | 1,814,913 | 384,182 | — 0 — | 445,848 | 2,644,943 |
| OTHER OPERATING | 2,327,042 | 128,363 | 129,420 | 76,271 | 2,661,096 |
| CAPITAL OUTLAYS | 569,152 | 18,356 | 43,392 | 132,060 | 762,960 |
| GRAND TOTALS: | \$7,786,310 | \$3,515,845 | \$2,923,233 | \$3,965,758 | \$18,191,146 |

1988 EXPENDITURES





4. Statistics

Small Number of Chronic Offenders Substantially Affect '88 Case Total

In 1988, fewer than one-quarter of the offenders accounted for nearly half the caseload. A total of 12,559 delinquency and unruly cases were processed. Juveniles coming to the attention of the court for delinquency and unruly offenses numbered 8,968. Of these, 22.5% accounted for 43% of the cases.

Juvenile offenders known to the Court prior to 1988 numbered 3,297. These repeat offenders, representing 37% of the 1988 delinquent and unruly population, accounted for 5,175 cases, or 41.2% of the total.

There were 673 males categorized as multiple official delinquents. This relatively small group, 23% of the total male delinquency population of 2,881, accounted for 44% of all offenses in that category — 1,728 cases out of 3,936.

There were significantly more multiple offenders in cases assigned to official proceedings. In contrast, with cases resolved at intake, only 186, or 5% of the total, involved more than one offense during the year.

Delinquency and Unruly Cases

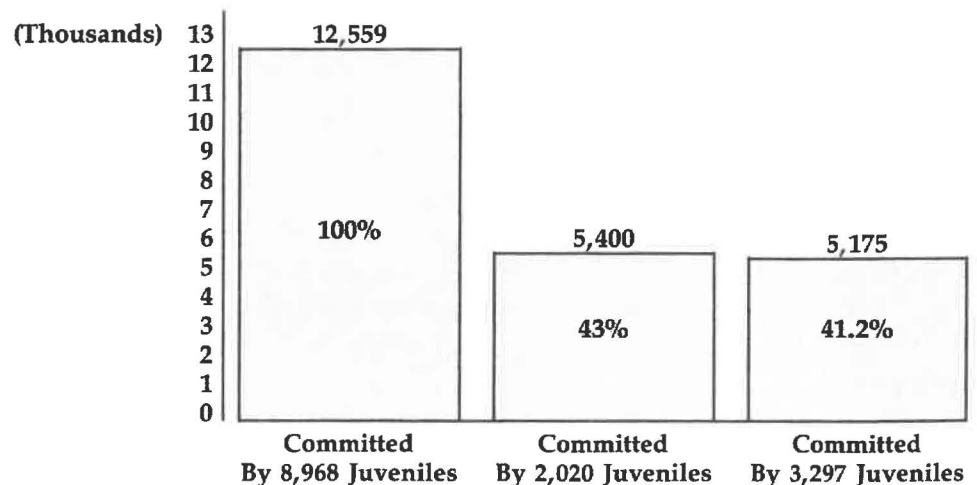


TABLE 1

COMPLAINTS — 1988 COMPARED WITH 1987

| ■ ■ NEW COMPLAINTS — CHILDREN'S CASES | 1988 | 1987 |
|---|---------------|---------------|
| Accepted for Court Action, Official Cases: | | |
| Delinquency: | | |
| Boys | 5,023 | 4,627 |
| Girls | 772 | 763 |
| TOTAL DELINQUENCY | 5,795 | 5,390 |
| Unruly: | | |
| Boys | 932 | 492 |
| Girls | 861 | 553 |
| TOTAL UNRULY | 1,793 | 1,045 |
| TOTAL DELINQUENCY AND UNRULY ACCEPTED FOR COURT ACTION, OFFICIAL CASES | 7,588 | 6,435 |
| Resolved at Intake: | | |
| Delinquency: | | |
| Boys | 2,588 | 2,598 |
| Girls | 851 | 950 |
| TOTAL DELINQUENCY | 3,439 | 3,548 |
| Unruly: | | |
| Boys | 896 | 829 |
| Girls | 636 | 662 |
| TOTAL UNRULY | 1,532 | 1,491 |
| TOTAL DELINQUENCY AND UNRULY RESOLVED AT INTAKE | 4,971 | 5,039 |
| GRAND TOTAL DELINQUENCY AND UNRULY COMPLAINTS, ACCEPTED FOR COURT ACTION, RESOLVED AT INTAKE | 12,559 | 11,474 |

(chart continued on next page)

TABLE 1 *continued*

COMPLAINTS — 1988 COMPARED WITH 1987

| ■ ■ NEW COMPLAINTS — CHILDREN'S CASES <i>continued</i> | 1988 | 1987 |
|---|---------------|---------------|
| Other Children's Cases: | | |
| Juvenile Traffic Offenders | 11,927 | 12,129 |
| Neglected Children's Cases | 315 | 322 |
| Dependent Children's Cases | 535 | 556 |
| Abused Children's Cases | 86 | 109 |
| Application to Determine Custody | 98 | 91 |
| Application for Approval of Permanent Surrender | .0 | .9 |
| Application for Consent to Marry | .7 | .3 |
| Writ of Habeas Corpus | 16 | 11 |
| Voluntary Custody Agreements | 374 | 523 |
| Other Children's Cases Accepted | 52 | 52 |
| Children's Cases Resolved at Intake | .7 | .12 |
| TOTAL CHILDREN'S CASES, NEW | 25,976 | 25,291 |
| Alias Complaints, Children's Cases | 2,263 | 2,052 |
| Review of Custody Status: | | |
| Temporary Custody Review | 2,052 | 1,775 |
| Permanent Custody Review | 459 | 338 |
| TOTAL CUSTODY REVIEWS | 2,511 | 2,113 |
| TOTAL CHILDREN'S CASES, NEW, ALIAS, AND REVIEWS | 30,750 | 29,456 |
| ■ ■ NEW COMPLAINTS — ADULT CASES | | |
| Support and Custody | 128 | 236 |
| Contributing to Delinquency | .6 | .4 |
| Contributing to Unruliness | .37 | .16 |
| Complaint to Establish Parent-Child Relationship | 3,182 | 3,477 |
| Certifications and Motions | .21 | .32 |
| Contempt of Court | .20 | .17 |
| Other Adult Cases | .31 | .27 |
| Adult Cases, Resolved at Intake | .35 | .43 |
| TOTAL ADULT CASES, NEW | 3,460 | 3,852 |
| Alias Complaints, Adult Cases | 1,189 | 937 |
| TOTAL ADULT CASES, NEW AND ALIAS | 4,649 | 4,789 |
| GRAND TOTAL, CHILDREN'S AND ADULT CASES | 35,399 | 34,245 |
| Filings Not Processed, End of Year | 428 | 411 |
| GRAND TOTAL, ALL COMPLAINTS | 35,827 | 34,656 |

TABLE 2

DISPOSITIONS MADE IN OFFICIAL DELINQUENCY AND UNRULY CASES — 1988

| DISPOSITIONS | DELINQUENT | | | UNRULY | | | GRAND TOTAL |
|--|--------------|--------------|--------------|------------|------------|--------------|--------------|
| | Boys | Girls | Total | Boys | Girls | Total | |
| Placed on Probation | 1,133 | 206 | 1,339 | 337 | 320 | 657 | 1,996 |
| Continued on Probation | 170 | 91 | 261 | 65 | 83 | 148 | 409 |
| Placed by Court in Residential Centers | 71 | 25 | 96 | 11 | 10 | 21 | 117 |
| Placed by Department of Human Services | 8 | 7 | 15 | 1 | 2 | 3 | 18 |
| Returned to Placement | 9 | 5 | 14 | 1 | 0 | 1 | 15 |
| Parental Supervision | 421 | 166 | 587 | 29 | 27 | 56 | 643 |
| Permanent Care & Custody, Department of Human Services | 0 | 0 | 0 | 0 | 0 | 0 | 0 |
| Temporary Care & Custody, Department of Human Services | 54 | 23 | 77 | 12 | 28 | 40 | 117 |
| Supervision, Department of Human Services | 39 | 39 | 78 | 7 | 16 | 23 | 101 |
| Committed, Ohio Department of Youth Services | 412 | 38 | 450 | 0 | 0 | 0 | 450 |
| Returned to the Ohio Department of Youth Services | 34 | 6 | 40 | 0 | 0 | 0 | 40 |
| Committed to Youth Development Center, Cuyahoga County | 122 | 58 | 180 | 6 | 9 | 15 | 195 |
| Returned to Youth Development Center, Cuyahoga County | 15 | 2 | 17 | 0 | 0 | 0 | 17 |
| Supervision of ODYS and YDC Aftercare | 127 | 45 | 172 | 21 | 38 | 59 | 231 |
| Bound-over to Criminal Division | 68 | 0 | 68 | 0 | 0 | 0 | 68 |
| Transferred to Other Juvenile Courts | 226 | 68 | 294 | 5 | 4 | 9 | 303 |
| Dismissed | 869 | 209 | 1,078 | 75 | 111 | 186 | 1,264 |
| Nollied | 186 | 27 | 213 | 4 | 1 | 5 | 218 |
| Withdrawn | 180 | 71 | 251 | 13 | 10 | 23 | 274 |
| Order Made In Other Case | 1,403 | 232 | 1,635 | 209 | 123 | 332 | 1,967 |
| Early Release from Ohio Department of Youth Services — Granted . | 116 | 12 | 128 | 0 | 0 | 0 | 128 |
| Early Release from Ohio Department of Youth Services — Denied . | 265 | 40 | 305 | 0 | 0 | 0 | 305 |
| Other Dispositions | 432 | 122 | 554 | 31 | 14 | 45 | 599 |
| TOTAL DISPOSITIONS | 6,360 | 1,492 | 7,852 | 827 | 796 | 1,623 | 9,475 |

TABLE 3

SOURCES OF COMPLAINTS BY INTAKE ACTION — 1988

| SOURCE OF COMPLAINT | OFFICIAL | | | RESOLVED AT INTAKE | | | TOTAL CASES | | GRAND TOTAL |
|---|--------------|--------------|--------------|--------------------|--------------|--------------|--------------|--------------|---------------|
| | Del. | Unr. | Total | Del. | Unr. | Total | Del. | Unr. | |
| Cleveland Police Dept. | 2,332 | 1 | 2,333 | 473 | 27 | 500 | 2,805 | 28 | 2,833 |
| Suburban Police Dept. | 1,855 | 38 | 1,893 | 1,439 | 445 | 1,884 | 3,294 | 483 | 3,777 |
| Other Police Agency | 0 | 1 | 1 | 3 | 17 | 20 | 3 | 18 | 21 |
| Railroad Security | 30 | 0 | 30 | 105 | 0 | 105 | 135 | 0 | 135 |
| Store Security | 335 | 0 | 335 | 999 | 0 | 999 | 1,334 | 0 | 1,334 |
| Other Juvenile Courts | 140 | 11 | 151 | 32 | 12 | 44 | 172 | 23 | 195 |
| Probation Officers | 171 | 217 | 388 | 3 | 6 | 9 | 174 | 223 | 397 |
| Detention Center | 97 | 10 | 107 | 0 | 0 | 0 | 97 | 10 | 107 |
| Cleveland Board of Education | 190 | 505 | 695 | 16 | 35 | 51 | 206 | 540 | 746 |
| Suburban Boards of Education | 53 | 200 | 253 | 32 | 139 | 171 | 85 | 339 | 424 |
| Department of Human Services | 49 | 74 | 123 | 2 | 10 | 12 | 51 | 84 | 135 |
| Private Social Agencies | 6 | 0 | 6 | 0 | 0 | 0 | 6 | 0 | 6 |
| Youth Development Center | 30 | 3 | 33 | 0 | 0 | 0 | 30 | 3 | 33 |
| Ohio Department of Youth Services | 3 | 0 | 3 | 0 | 0 | 0 | 3 | 0 | 3 |
| Citizens | 204 | 7 | 211 | 263 | 16 | 279 | 467 | 23 | 490 |
| Parents | 266 | 715 | 981 | 62 | 815 | 877 | 328 | 1,530 | 1,858 |
| Other Sources | 34 | 11 | 45 | 10 | 10 | 20 | 44 | 21 | 65 |
| TOTAL | 5,795 | 1,793 | 7,588 | 3,439 | 1,532 | 4,971 | 9,234 | 3,325 | 12,559 |

TABLE 4

COMPLAINT TYPE FILED BY AREA OF RESIDENCE — 1988

| BOYS City of Cleveland | Arson | Asslt | Burg | Dis | | | Rec | | Sex | Theft | Tresp | Vand | Weap | Oth Del | Total Del | Incorr | Truancy | Curfew | Total Unruly | Grand Total |
|------------------------------------|-----------|------------|------------|------------|------------|-----------|------------|------------|-----------|------------|------------|------------|-----------|------------|--------------|------------|------------|-----------|-----------------|----------------|
| | | | | Con | Drugs | Homic | Prop | Robry | | | | | | | | | | | | |
| Archwood-Denison | 0 | 7 | 16 | 4 | 1 | 0 | 21 | 4 | 4 | 18 | 0 | 2 | 2 | 4 | 83 | 10 | 9 | 0 | 19 | 102 |
| Buckeye-Shaker | 0 | 10 | 15 | 8 | 2 | 0 | 27 | 6 | 4 | 9 | 1 | 1 | 2 | 6 | 91 | 8 | 4 | 0 | 12 | 103 |
| Central | 3 | 28 | 21 | 8 | 25 | 3 | 51 | 30 | 8 | 39 | 9 | 6 | 10 | 3 | 244 | 26 | 20 | 0 | 46 | 290 |
| Clark-Fulton | 0 | 13 | 16 | 3 | 1 | 0 | 25 | 7 | 0 | 19 | 0 | 17 | 3 | 8 | 112 | 27 | 21 | 1 | 49 | 161 |
| Corlett | 2 | 16 | 9 | 6 | 4 | 0 | 42 | 8 | 3 | 17 | 1 | 2 | 2 | 10 | 122 | 10 | 3 | 0 | 13 | 135 |
| Cudell | 2 | 8 | 12 | 3 | 0 | 0 | 14 | 5 | 1 | 3 | 2 | 2 | 1 | 0 | 53 | 7 | 12 | 0 | 19 | 72 |
| Detroit-Shoreway/Near West Side | 6 | 9 | 14 | 6 | 3 | 1 | 32 | 6 | 3 | 12 | 1 | 15 | 6 | 7 | 121 | 26 | 11 | 1 | 38 | 159 |
| Downtown | 0 | 2 | 0 | 0 | 0 | 0 | 0 | 2 | 0 | 0 | 0 | 0 | 0 | 2 | 6 | 2 | 1 | 0 | 3 | 9 |
| Edgewater | 1 | 2 | 7 | 3 | 0 | 0 | 6 | 4 | 1 | 5 | 1 | 1 | 0 | 2 | 33 | 6 | 2 | 0 | 8 | 41 |
| Euclid-Green | 0 | 10 | 8 | 2 | 2 | 0 | 16 | 10 | 2 | 8 | 3 | 1 | 1 | 3 | 66 | 2 | 0 | 0 | 2 | 68 |
| Fairfax | 2 | 4 | 12 | 5 | 3 | 2 | 43 | 9 | 2 | 15 | 2 | 2 | 3 | 8 | 112 | 10 | 4 | 0 | 14 | 126 |
| Forest Hills | 0 | 17 | 33 | 4 | 7 | 0 | 16 | 13 | 6 | 25 | 5 | 5 | 4 | 5 | 140 | 14 | 3 | 2 | 19 | 159 |
| Glenville | 0 | 32 | 31 | 3 | 42 | 2 | 47 | 9 | 6 | 43 | 20 | 14 | 5 | 14 | 268 | 32 | 11 | 1 | 44 | 312 |
| Hough | 0 | 22 | 18 | 10 | 23 | 1 | 44 | 10 | 5 | 14 | 4 | 2 | 6 | 12 | 171 | 17 | 7 | 0 | 24 | 195 |
| Industrial Valley | 1 | 4 | 6 | 0 | 1 | 0 | 5 | 3 | 1 | 7 | 0 | 2 | 1 | 0 | 31 | 1 | 9 | 0 | 10 | 41 |
| Jefferson | 0 | 3 | 4 | 0 | 0 | 0 | 2 | 4 | 0 | 1 | 1 | 1 | 1 | 0 | 17 | 6 | 5 | 0 | 11 | 28 |
| Kamms Corners | 0 | 2 | 4 | 1 | 1 | 0 | 2 | 0 | 2 | 3 | 0 | 0 | 0 | 3 | 18 | 0 | 0 | 0 | 0 | 18 |
| Kinsman | 4 | 14 | 13 | 6 | 19 | 0 | 31 | 8 | 1 | 35 | 9 | 1 | 5 | 5 | 151 | 11 | 4 | 0 | 15 | 166 |
| Lee-Miles | 0 | 9 | 8 | 1 | 1 | 0 | 17 | 9 | 0 | 14 | 6 | 2 | 1 | 5 | 73 | 4 | 8 | 0 | 12 | 85 |
| Mt. Pleasant | 0 | 28 | 17 | 5 | 13 | 0 | 51 | 17 | 8 | 25 | 8 | 0 | 7 | 13 | 192 | 36 | 14 | 1 | 51 | 243 |
| North Broadway | 7 | 20 | 7 | 0 | 3 | 0 | 2 | 4 | 4 | 8 | 0 | 5 | 1 | 4 | 65 | 3 | 23 | 0 | 26 | 91 |
| North Collinwood | 0 | 14 | 8 | 3 | 0 | 0 | 7 | 4 | 1 | 8 | 4 | 0 | 0 | 6 | 55 | 6 | 4 | 0 | 10 | 65 |
| Ohio City/Near West Side | 1 | 16 | 14 | 0 | 1 | 0 | 9 | 1 | 4 | 14 | 1 | 1 | 0 | 7 | 69 | 15 | 7 | 0 | 22 | 91 |
| Old Brooklyn | 2 | 16 | 10 | 0 | 1 | 0 | 8 | 5 | 2 | 14 | 4 | 9 | 1 | 0 | 72 | 6 | 11 | 0 | 17 | 89 |
| Payne/Kirtland Park | 0 | 5 | 9 | 5 | 2 | 0 | 8 | 2 | 2 | 15 | 1 | 3 | 3 | 10 | 65 | 15 | 1 | 0 | 16 | 81 |
| Puritas-Longmead | 0 | 6 | 3 | 1 | 0 | 0 | 9 | 6 | 1 | 17 | 0 | 2 | 0 | 1 | 46 | 5 | 12 | 0 | 17 | 63 |
| Riverside | 0 | 6 | 5 | 2 | 1 | 0 | 6 | 1 | 1 | 8 | 1 | 0 | 1 | 1 | 33 | 3 | 3 | 0 | 6 | 39 |
| South Broadway | 5 | 12 | 16 | 1 | 2 | 0 | 10 | 7 | 0 | 17 | 2 | 6 | 2 | 2 | 82 | 6 | 26 | 0 | 32 | 114 |
| South Collinwood | 0 | 28 | 13 | 7 | 5 | 0 | 16 | 5 | 3 | 17 | 5 | 7 | 3 | 20 | 129 | 11 | 5 | 1 | 17 | 146 |
| St. Clair-Superior | 0 | 25 | 4 | 2 | 21 | 1 | 25 | 6 | 0 | 11 | 2 | 10 | 6 | 3 | 116 | 6 | 3 | 0 | 9 | 125 |
| Tremont | 0 | 10 | 10 | 7 | 1 | 0 | 13 | 6 | 3 | 11 | 0 | 3 | 4 | 5 | 73 | 7 | 8 | 0 | 15 | 88 |
| Union-Miles Park | 1 | 13 | 15 | 1 | 8 | 0 | 31 | 8 | 5 | 21 | 9 | 7 | 10 | 2 | 131 | 15 | 11 | 0 | 26 | 157 |
| University | 0 | 1 | 1 | 0 | 1 | 0 | 3 | 3 | 0 | 3 | 1 | 0 | 0 | 7 | 20 | 3 | 2 | 0 | 5 | 25 |
| West Boulevard | 3 | 11 | 2 | 1 | 3 | 0 | 20 | 5 | 3 | 17 | 2 | 5 | 3 | 8 | 83 | 15 | 7 | 0 | 22 | 105 |
| Woodland Hills | 1 | 15 | 10 | 1 | 7 | 1 | 32 | 4 | 2 | 16 | 1 | 2 | 2 | 7 | 101 | 9 | 4 | 3 | 16 | 117 |
| CITY OF CLEVE. — TOTAL BOYS | 41 | 438 | 391 | 109 | 204 | 11 | 691 | 231 | 88 | 509 | 106 | 136 | 96 | 193 | 3244 | 380 | 275 | 10 | 665 | 3909 |

| BOYS Suburbs | Arson | Asslt | Burg | Dis | | | Rec | | Sex | Theft | Tresp | Vand | Weap | Oth Del | Total Del | Incorr | Truancy | Curfew | Total Unruly | Grand Total |
|----------------------------------|----------|-----------|-----------|-----------|----------|----------|-----------|-----------|----------|-----------|-----------|----------|----------|------------|--------------|-----------|-----------|----------|-----------------|----------------|
| | | | | Con | Drugs | Homic | Prop | Robry | | | | | | | | | | | | |
| Bay Village | 1 | 3 | 3 | 2 | 2 | 0 | 2 | 0 | 2 | 6 | 0 | 2 | 0 | 1 | 24 | 4 | 1 | 0 | 5 | 29 |
| Beachwood | 0 | 4 | 0 | 0 | 0 | 0 | 1 | 0 | 0 | 6 | 0 | 0 | 1 | 0 | 12 | 2 | 0 | 0 | 2 | 14 |
| Bedford | 1 | 3 | 0 | 0 | 0 | 0 | 3 | 2 | 0 | 4 | 0 | 1 | 0 | 0 | 14 | 0 | 0 | 0 | 0 | 14 |
| Bedford Heights | 0 | 5 | 2 | 0 | 2 | 0 | 2 | 4 | 2 | 8 | 0 | 2 | 0 | 2 | 29 | 1 | 2 | 2 | 5 | 34 |
| Bentleyville | 0 | 0 | 0 | 0 | 0 | 0 | 0 | 0 | 0 | 0 | 0 | 0 | 0 | 0 | 0 | 0 | 0 | 0 | 0 | 0 |
| Berea | 0 | 4 | 4 | 0 | 0 | 0 | 2 | 0 | 1 | 18 | 1 | 1 | 0 | 3 | 34 | 2 | 0 | 0 | 2 | 36 |
| Bratenahl | 0 | 0 | 0 | 0 | 0 | 0 | 0 | 0 | 0 | 0 | 0 | 0 | 0 | 0 | 0 | 0 | 0 | 0 | 0 | 0 |
| Brecksville | 0 | 2 | 1 | 3 | 0 | 1 | 0 | 0 | 0 | 0 | 0 | 0 | 0 | 0 | 7 | 0 | 0 | 0 | 0 | 7 |
| Broadview Heights | 0 | 5 | 5 | 0 | 1 | 0 | 1 | 2 | 0 | 5 | 0 | 1 | 0 | 1 | 21 | 2 | 0 | 0 | 2 | 23 |
| Brooklyn | 0 | 2 | 4 | 1 | 3 | 0 | 3 | 1 | 1 | 8 | 1 | 1 | 0 | 5 | 30 | 2 | 0 | 0 | 2 | 32 |
| Brooklyn Heights | 0 | 0 | 0 | 0 | 0 | 0 | 0 | 0 | 0 | 0 | 0 | 0 | 0 | 0 | 0 | 0 | 0 | 0 | 0 | 0 |
| Brookpark | 1 | 8 | 14 | 0 | 0 | 0 | 5 | 3 | 1 | 24 | 4 | 5 | 2 | 6 | 73 | 5 | 2 | 0 | 7 | 80 |
| Chagrin Falls | 0 | 0 | 2 | 0 | 1 | 0 | 0 | 0 | 0 | 1 | 0 | 0 | 0 | 4 | 3 | 1 | 0 | 4 | 8 | |
| Chagrin Falls Township | 0 | 0 | 0 | 0 | 0 | 0 | 0 | 0 | 0 | 0 | 0 | 0 | 0 | 0 | 0 | 0 | 0 | 0 | 0 | 0 |
| Cleveland Heights — TOTAL | 0 | 31 | 19 | 14 | 4 | 0 | 35 | 6 | 6 | 39 | 20 | 7 | 6 | 11 | 198 | 16 | 9 | 9 | 34 | 232 |
| North | 0 | 22 | 15 | 9 | 0 | 0 | 21 | 3 | 4 | 27 | 9 | 5 | 5 | 2 | 122 | 13 | 7 | 7 | 27 | 149 |
| South East | 0 | 2 | 3 | 4 | 4 | 0 | 10 | 3 | 1 | 9 | 8 | 1 | 1 | 6 | 52 | 2 | 1 | 2 | 5 | 57 |
| South West | 0 | 7 | 1 | 1 | 0 | 0 | 4 | 0 | 1 | 3 | 3 | 1 | 0 | 3 | 24 | 1 | 1 | 0 | 2 | 26 |
| Cuyahoga Heights | 0 | 0 | 0 | 0 | 0 | 0 | 0 | 0 | 0 | 0 | 0 | 0 | 0 | 0 | 0 | 0 | 0 | 0 | 0 | 0 |
| East Cleveland — TOTAL | 0 | 30 | 21 | 4 | 7 | 0 | 25 | 28 | 8 | 56 | 14 | 7 | 9 | 18 | 227 | 11 | 52 | 5 | 68 | 295 |
| Chambers-Mayfair | 0 | 20 | 16 | 3 | 4 | 0 | 17 | 19 | 6 | 35 | 6 | 5 | 3 | 13 | 147 | 8 | 35 | 5 | 48 | 195 |
| Oakhill-Nela Park | 0 | 5 | 2 | 0 | 0 | 0 | 6 | 2 | 1 | 9 | 2 | 1 | 3 | 3 | 34 | 1 | 6 | 0 | 7 | 41 |
| Superior Hill-Rozelle | 0 | 5 | 3 | 1 | 3 | 0 | 2 | 7 | 1 | 12 | 6 | 1 | 3 | 2 | 46 | 2 | 11 | 0 | 13 | 59 |
| Euclid — TOTAL | 0 | 13 | 13 | 6 | 0 | 0 | 9 | 8 | 0 | 5 | 6 | 3 | 0 | 3 | 66 | 8 | 3 | 0 | 11 | 77 |
| Edgecliffe | 0 | 6 | 3 | 4 | 0 | 0 | 6 | 4 | 0 | 1 | 3 | 1 | 0 | 1 | 29 | 3 | 1 | 0 | 4 | 33 |
| Euclid Creek | 0 | 2 | 1 | 1 | 0 | 0 | 3 | 4 | 0 | 0 | 3 | 1 | 0 | 2 | 17 | 3 | 2 | 0 | 5 | 22 |
| Lake Shore | 0 | 5 | 9 | 1 | 0 | 0 | 0 | 0 | 0 | 4 | 0 | 1 | 0 | 0 | 20 | 2 | 0 | 0 | 2 | 22 |

(continued on next page)

TABLE 4

COMPLAINT TYPE FILED BY AREA OF RESIDENCE — 1988

| BOYS | | | | | | | | | | | | | | | | | | Total | Grand | |
|------------------------------------|-------|-------|------|------------|-------|-------|---------------------|-------|-----|-------|-------|------|------|------------|--------------|---------------|--------|--------|-------|-------|
| Suburbs, continued | Arson | Asslt | Burg | Dis Con | Drugs | Homic | Rec Stol Prop | Robry | Sex | Theft | Tresp | Vand | Weap | Oth Del | Total Del | Incorr/Tuancy | Curfew | Unruly | Total | Grand |
| Fairview Park | 0 | 5 | 1 | 3 | 0 | 0 | 1 | 0 | 0 | 0 | 0 | 2 | 0 | 2 | 14 | 4 | 0 | 0 | 4 | 18 |
| Garfield Heights — TOTAL | 0 | 10 | 4 | 3 | 1 | 0 | 8 | 5 | 0 | 9 | 2 | 3 | 0 | 2 | 47 | 8 | 2 | 0 | 10 | 57 |
| Elmwood-Maple Leaf | 0 | 8 | 1 | 0 | 1 | 0 | 2 | 3 | 0 | 2 | 0 | 2 | 0 | 1 | 20 | 3 | 0 | 0 | 3 | 23 |
| Garfield Park | 0 | 2 | 3 | 3 | 0 | 0 | 6 | 2 | 0 | 7 | 2 | 1 | 0 | 1 | 27 | 5 | 2 | 0 | 7 | 34 |
| Gates Mills | 0 | 0 | 0 | 0 | 0 | 0 | 0 | 0 | 0 | 3 | 0 | 0 | 0 | 0 | 3 | 0 | 0 | 0 | 0 | 3 |
| Glenwillow | 0 | 0 | 0 | 0 | 0 | 0 | 0 | 0 | 0 | 0 | 0 | 0 | 0 | 0 | 0 | 0 | 0 | 0 | 0 | 0 |
| Highland Heights | 0 | 1 | 3 | 0 | 0 | 0 | 1 | 1 | 1 | 2 | 1 | 1 | 0 | 2 | 13 | 1 | 2 | 0 | 3 | 16 |
| Hunting Valley | 0 | 0 | 0 | 0 | 0 | 0 | 0 | 0 | 0 | 0 | 0 | 1 | 0 | 0 | 1 | 0 | 0 | 0 | 0 | 1 |
| Independence | 0 | 0 | 0 | 0 | 1 | 0 | 0 | 0 | 0 | 1 | 0 | 0 | 0 | 0 | 2 | 0 | 0 | 0 | 0 | 2 |
| Lakewood — TOTAL | 3 | 28 | 19 | 11 | 5 | 0 | 11 | 2 | 0 | 29 | 4 | 13 | 4 | 14 | 143 | 18 | 16 | 0 | 34 | 177 |
| Clifton-Lakewood Park | 0 | 14 | 7 | 6 | 0 | 0 | 6 | 1 | 0 | 7 | 3 | 4 | 1 | 6 | 55 | 2 | 3 | 0 | 5 | 60 |
| Gold Coast | 0 | 6 | 4 | 1 | 0 | 0 | 2 | 0 | 0 | 3 | 0 | 4 | 1 | 3 | 24 | 4 | 2 | 0 | 6 | 30 |
| Madison Park | 3 | 6 | 6 | 2 | 5 | 0 | 2 | 1 | 0 | 17 | 1 | 3 | 2 | 1 | 49 | 4 | 8 | 0 | 12 | 61 |
| Riverside-Hilliard | 0 | 2 | 2 | 2 | 0 | 0 | 1 | 0 | 0 | 2 | 0 | 2 | 0 | 4 | 15 | 8 | 3 | 0 | 11 | 26 |
| Linndale | 0 | 0 | 0 | 0 | 0 | 0 | 0 | 0 | 0 | 0 | 0 | 0 | 0 | 0 | 0 | 0 | 1 | 0 | 1 | 1 |
| Lyndhurst | 0 | 4 | 3 | 2 | 2 | 0 | 1 | 0 | 1 | 5 | 1 | 11 | 0 | 2 | 32 | 0 | 3 | 0 | 3 | 35 |
| Maple Heights — TOTAL | 1 | 13 | 2 | 1 | 1 | 1 | 3 | 2 | 3 | 6 | 0 | 8 | 0 | 4 | 45 | 3 | 1 | 0 | 4 | 49 |
| Dunham-Rockside | 1 | 7 | 1 | 1 | 1 | 1 | 1 | 2 | 1 | 3 | 0 | 7 | 0 | 2 | 28 | 3 | 1 | 0 | 4 | 32 |
| Strafford-Raymond | 0 | 6 | 1 | 0 | 0 | 0 | 2 | 0 | 2 | 3 | 0 | 1 | 0 | 2 | 17 | 0 | 0 | 0 | 0 | 17 |
| Mayfield | 0 | 0 | 0 | 0 | 0 | 0 | 1 | 0 | 0 | 0 | 0 | 0 | 0 | 0 | 1 | 0 | 0 | 0 | 0 | 1 |
| Mayfield Heights | 0 | 5 | 1 | 1 | 0 | 0 | 0 | 2 | 1 | 2 | 0 | 6 | 2 | 1 | 21 | 1 | 2 | 0 | 3 | 24 |
| Middleburg Hts. | 0 | 0 | 1 | 1 | 0 | 0 | 0 | 0 | 0 | 1 | 0 | 0 | 0 | 2 | 5 | 4 | 0 | 0 | 4 | 9 |
| Moreland Hills | 0 | 0 | 0 | 0 | 0 | 0 | 2 | 0 | 1 | 1 | 0 | 0 | 0 | 0 | 4 | 0 | 0 | 0 | 0 | 4 |
| Newburgh Hts. | 0 | 0 | 0 | 0 | 0 | 0 | 0 | 0 | 0 | 0 | 0 | 2 | 0 | 0 | 2 | 1 | 0 | 0 | 1 | 3 |
| North Olmsted | 2 | 7 | 14 | 1 | 1 | 0 | 2 | 0 | 3 | 14 | 1 | 1 | 0 | 1 | 47 | 5 | 0 | 0 | 5 | 52 |
| North Randall | 0 | 0 | 0 | 0 | 0 | 0 | 0 | 0 | 0 | 0 | 0 | 0 | 0 | 0 | 0 | 0 | 0 | 0 | 0 | 0 |
| North Royalton | 0 | 1 | 2 | 0 | 0 | 0 | 0 | 1 | 0 | 5 | 0 | 1 | 0 | 0 | 10 | 1 | 1 | 0 | 2 | 12 |
| Oakwood | 0 | 2 | 0 | 0 | 0 | 0 | 1 | 1 | 0 | 2 | 0 | 0 | 0 | 0 | 6 | 0 | 0 | 0 | 0 | 6 |
| Olmsted Falls | 0 | 2 | 1 | 0 | 0 | 0 | 1 | 0 | 3 | 0 | 0 | 1 | 0 | 1 | 9 | 0 | 0 | 0 | 0 | 9 |
| Olmsted Township | 0 | 1 | 0 | 0 | 0 | 0 | 0 | 0 | 0 | 1 | 0 | 0 | 0 | 0 | 2 | 0 | 0 | 0 | 0 | 2 |
| Orange | 0 | 0 | 0 | 2 | 0 | 0 | 0 | 0 | 0 | 0 | 0 | 0 | 0 | 0 | 2 | 0 | 0 | 0 | 0 | 2 |
| Parma — TOTAL | 0 | 12 | 31 | 5 | 3 | 0 | 5 | 1 | 4 | 37 | 3 | 10 | 0 | 4 | 115 | 11 | 6 | 0 | 17 | 132 |
| Big Creek | 0 | 6 | 2 | 3 | 1 | 0 | 1 | 0 | 2 | 17 | 1 | 6 | 0 | 0 | 39 | 3 | 3 | 0 | 6 | 45 |
| Broadview-Thoreau Park | 0 | 4 | 15 | 2 | 1 | 0 | 0 | 1 | 1 | 12 | 0 | 1 | 0 | 1 | 38 | 1 | 1 | 0 | 2 | 40 |
| Dentzler-Green Valley | 0 | 1 | 1 | 0 | 1 | 0 | 0 | 0 | 0 | 3 | 0 | 0 | 0 | 1 | 7 | 3 | 0 | 0 | 3 | 10 |
| Ridgewood Lake | 0 | 1 | 5 | 0 | 0 | 0 | 4 | 0 | 1 | 4 | 0 | 0 | 0 | 1 | 16 | 1 | 1 | 0 | 2 | 18 |
| West Pleasant Valley | 0 | 0 | 8 | 0 | 0 | 0 | 0 | 0 | 0 | 1 | 2 | 3 | 0 | 1 | 15 | 3 | 1 | 0 | 4 | 19 |
| Parma Heights | 0 | 1 | 1 | 1 | 1 | 0 | 1 | 0 | 0 | 4 | 0 | 3 | 1 | 0 | 13 | 3 | 0 | 0 | 3 | 16 |
| Pepper Pike | 0 | 0 | 0 | 1 | 0 | 0 | 0 | 0 | 0 | 0 | 0 | 4 | 0 | 2 | 7 | 0 | 0 | 0 | 0 | 7 |
| Richmond Heights | 0 | 3 | 1 | 1 | 0 | 0 | 0 | 1 | 0 | 0 | 1 | 4 | 1 | 0 | 12 | 2 | 1 | 0 | 3 | 15 |
| Riveredge Twnshp. | 0 | 0 | 0 | 0 | 0 | 0 | 0 | 0 | 0 | 0 | 0 | 0 | 0 | 0 | 0 | 0 | 0 | 0 | 0 | 0 |
| Rocky River | 0 | 3 | 2 | 0 | 0 | 0 | 4 | 0 | 0 | 1 | 0 | 1 | 0 | 0 | 11 | 0 | 0 | 0 | 0 | 11 |
| Seven Hills | 0 | 3 | 2 | 0 | 1 | 0 | 0 | 0 | 0 | 9 | 0 | 3 | 0 | 3 | 21 | 2 | 0 | 0 | 2 | 23 |
| Shaker Heights — TOTAL | 0 | 8 | 9 | 2 | 0 | 0 | 12 | 1 | 1 | 9 | 3 | 0 | 0 | 3 | 48 | 5 | 1 | 0 | 6 | 54 |
| Boulevard-Mercer | 0 | 4 | 6 | 1 | 0 | 0 | 7 | 0 | 1 | 4 | 3 | 0 | 0 | 2 | 28 | 3 | 1 | 0 | 4 | 32 |
| Onaway-Sussex | 0 | 4 | 3 | 1 | 0 | 0 | 5 | 1 | 0 | 5 | 0 | 0 | 0 | 1 | 20 | 2 | 0 | 0 | 2 | 22 |
| Solon | 0 | 0 | 0 | 0 | 0 | 0 | 0 | 0 | 0 | 0 | 0 | 0 | 0 | 0 | 0 | 0 | 0 | 0 | 0 | 0 |
| South Euclid | 0 | 3 | 0 | 0 | 0 | 0 | 1 | 0 | 2 | 4 | 0 | 8 | 0 | 4 | 22 | 0 | 1 | 0 | 1 | 23 |
| Strongsville | 0 | 5 | 0 | 3 | 3 | 0 | 3 | 0 | 1 | 9 | 1 | 1 | 0 | 2 | 28 | 0 | 2 | 0 | 2 | 30 |
| University Heights | 0 | 2 | 3 | 6 | 0 | 0 | 0 | 5 | 0 | 6 | 3 | 4 | 0 | 2 | 31 | 0 | 0 | 0 | 0 | 31 |
| Valley View | 0 | 0 | 0 | 0 | 0 | 0 | 0 | 0 | 0 | 0 | 0 | 0 | 0 | 0 | 0 | 0 | 0 | 0 | 0 | 0 |
| Walton Hills | 1 | 2 | 1 | 0 | 0 | 0 | 3 | 0 | 0 | 4 | 0 | 1 | 0 | 1 | 13 | 1 | 0 | 0 | 1 | 14 |
| Warrensville Hts. | 0 | 32 | 5 | 8 | 0 | 0 | 9 | 7 | 2 | 7 | 6 | 9 | 3 | 4 | 92 | 3 | 1 | 0 | 4 | 96 |
| Warrensville Twnshp. | 0 | 2 | 1 | 0 | 0 | 0 | 0 | 0 | 0 | 0 | 1 | 0 | 0 | 0 | 4 | 0 | 0 | 0 | 0 | 4 |
| Westlake | 0 | 5 | 5 | 0 | 3 | 0 | 3 | 0 | 1 | 5 | 0 | 6 | 0 | 0 | 28 | 2 | 0 | 0 | 2 | 30 |
| Woodmere | 0 | 0 | 0 | 0 | 0 | 0 | 0 | 0 | 0 | 1 | 0 | 0 | 0 | 0 | 1 | 0 | 0 | 0 | 0 | 1 |
| SUBURBS — TOTAL BOYS | 10 | 270 | 200 | 82 | 42 | 2 | 160 | 83 | 45 | 357 | 73 | 134 | 29 | 106 | 1593 | 131 | 110 | 16 | 257 | 1850 |
| Out of County | 2 | 17 | 19 | 2 | 8 | 2 | 20 | 2 | 1 | 21 | 1 | 9 | 5 | 9 | 118 | 3 | 2 | 0 | 5 | 123 |
| S.P.A. Unknown | 1 | 6 | 4 | 2 | 7 | 0 | 16 | 4 | 0 | 17 | 0 | 5 | 4 | 2 | 68 | 1 | 4 | 0 | 5 | 73 |
| CITY OF CLEVE. — TOTAL BOYS | 41 | 438 | 391 | 109 | 204 | 11 | 691 | 231 | 88 | 509 | 106 | 136 | 96 | 193 | 3244 | 380 | 275 | 10 | 665 | 3909 |
| GRAND TOTAL — BOYS | 54 | 731 | 614 | 195 | 261 | 15 | 887 | 320 | 134 | 904 | 180 | 284 | 134 | 310 | 5023 | 515 | 391 | 26 | 932 | 5955 |

TABLE 4

COMPLAINT TYPE FILED BY AREA OF RESIDENCE — 1988

| GIRLS City of Cleveland | Arson | Asslt | Burg | Dis | | | Rec Stol | | Sex | Theft | Tresp | Vand | Weap | Oth Del | Total Del | Incorr | Truancy | Curfew | Unruly | Total | Grand Total |
|-------------------------------------|-----------|------------|------------|------------|------------|-----------|-------------|------------|------------|------------|------------|------------|------------|------------|--------------|------------|------------|-----------|-------------|-------------|----------------|
| | | | | Con | Drugs | Homic | Prop | Robry | | | | | | | | | | | | | |
| Archwood-Denison | 0 | 2 | 0 | 0 | 0 | 0 | 0 | 0 | 0 | 1 | 0 | 0 | 0 | 1 | 4 | 16 | 6 | 0 | 22 | 26 | |
| Buckeye-Shaker | 0 | 1 | 1 | 2 | 0 | 0 | 1 | 0 | 0 | 4 | 0 | 1 | 0 | 2 | 12 | 4 | 1 | 0 | 5 | 17 | |
| Central | 0 | 7 | 0 | 0 | 0 | 0 | 1 | 1 | 0 | 10 | 1 | 0 | 1 | 0 | 21 | 27 | 22 | 0 | 49 | 70 | |
| Clark-Fulton | 0 | 6 | 0 | 0 | 0 | 0 | 2 | 0 | 0 | 7 | 1 | 1 | 0 | 3 | 20 | 14 | 11 | 0 | 25 | 45 | |
| Corlett | 0 | 6 | 1 | 0 | 0 | 0 | 1 | 0 | 0 | 6 | 1 | 0 | 0 | 2 | 17 | 13 | 5 | 0 | 18 | 35 | |
| Cudell | 0 | 2 | 0 | 0 | 0 | 0 | 1 | 1 | 0 | 11 | 0 | 1 | 0 | 2 | 18 | 15 | 10 | 0 | 25 | 43 | |
| Detroit-Shoreway/Near West Side | 0 | 7 | 1 | 0 | 0 | 1 | 5 | 0 | 1 | 5 | 1 | 0 | 0 | 7 | 28 | 24 | 9 | 0 | 33 | 61 | |
| Downtown | 0 | 0 | 0 | 0 | 0 | 0 | 0 | 0 | 0 | 1 | 0 | 0 | 0 | 1 | 2 | 3 | 0 | 0 | 3 | 5 | |
| Edgewater | 0 | 0 | 0 | 0 | 0 | 0 | 2 | 0 | 0 | 3 | 0 | 0 | 0 | 0 | 5 | 3 | 2 | 0 | 5 | 10 | |
| Euclid-Green | 1 | 4 | 0 | 0 | 0 | 0 | 2 | 0 | 0 | 4 | 0 | 0 | 0 | 0 | 11 | 4 | 0 | 0 | 4 | 15 | |
| Fairfax | 0 | 2 | 0 | 0 | 0 | 0 | 3 | 1 | 1 | 4 | 1 | 0 | 0 | 2 | 14 | 8 | 5 | 0 | 13 | 27 | |
| Forest Hills | 0 | 5 | 1 | 2 | 0 | 1 | 0 | 0 | 1 | 7 | 0 | 0 | 1 | 2 | 20 | 14 | 1 | 0 | 15 | 35 | |
| Glenville | 0 | 10 | 1 | 1 | 1 | 2 | 4 | 0 | 0 | 11 | 2 | 0 | 1 | 3 | 36 | 24 | 7 | 1 | 32 | 68 | |
| Hough | 0 | 10 | 0 | 4 | 3 | 0 | 2 | 1 | 0 | 6 | 1 | 0 | 2 | 2 | 31 | 26 | 2 | 0 | 28 | 59 | |
| Industrial Valley | 0 | 2 | 2 | 0 | 0 | 0 | 1 | 0 | 0 | 1 | 0 | 1 | 0 | 0 | 7 | 7 | 1 | 0 | 8 | 15 | |
| Jefferson | 1 | 0 | 0 | 0 | 0 | 0 | 0 | 0 | 0 | 1 | 0 | 1 | 0 | 0 | 3 | 9 | 10 | 0 | 19 | 22 | |
| Kamms Corners | 0 | 0 | 0 | 0 | 0 | 0 | 0 | 0 | 1 | 1 | 0 | 0 | 0 | 0 | 2 | 0 | 1 | 0 | 1 | 3 | |
| Kinsman | 0 | 7 | 1 | 0 | 0 | 0 | 2 | 0 | 0 | 11 | 1 | 0 | 0 | 1 | 23 | 13 | 7 | 0 | 20 | 43 | |
| Lee-Miles | 0 | 2 | 0 | 0 | 0 | 0 | 0 | 0 | 0 | 6 | 0 | 0 | 1 | 0 | 9 | 3 | 4 | 0 | 7 | 16 | |
| Mt. Pleasant | 0 | 8 | 2 | 0 | 0 | 1 | 2 | 0 | 0 | 6 | 0 | 0 | 1 | 5 | 25 | 19 | 8 | 0 | 27 | 52 | |
| North Broadway | 0 | 4 | 0 | 0 | 0 | 0 | 0 | 0 | 2 | 0 | 0 | 1 | 0 | 0 | 7 | 7 | 12 | 0 | 19 | 26 | |
| North Collinwood | 0 | 3 | 0 | 0 | 0 | 0 | 0 | 0 | 0 | 1 | 0 | 0 | 0 | 0 | 4 | 1 | 3 | 0 | 4 | 8 | |
| Ohio City/Near West Side | 0 | 4 | 1 | 0 | 0 | 0 | 1 | 2 | 0 | 6 | 1 | 0 | 0 | 6 | 21 | 30 | 6 | 0 | 36 | 57 | |
| Old Brooklyn | 0 | 1 | 0 | 0 | 0 | 0 | 0 | 0 | 0 | 7 | 0 | 0 | 0 | 0 | 8 | 8 | 2 | 0 | 10 | 18 | |
| Payne/Kirtland Park | 0 | 5 | 1 | 0 | 0 | 0 | 0 | 0 | 1 | 4 | 1 | 0 | 0 | 4 | 16 | 26 | 6 | 0 | 32 | 48 | |
| Puritas-Longmead | 0 | 3 | 2 | 0 | 0 | 0 | 0 | 0 | 1 | 4 | 0 | 0 | 0 | 2 | 12 | 5 | 3 | 0 | 8 | 20 | |
| Riverside | 0 | 0 | 0 | 0 | 0 | 0 | 0 | 0 | 0 | 2 | 0 | 0 | 1 | 1 | 4 | 6 | 1 | 0 | 7 | 11 | |
| South Broadway | 0 | 8 | 0 | 1 | 0 | 0 | 0 | 0 | 0 | 6 | 0 | 0 | 0 | 2 | 17 | 12 | 12 | 0 | 24 | 41 | |
| South Collinwood | 0 | 4 | 0 | 0 | 0 | 0 | 2 | 0 | 0 | 2 | 0 | 2 | 0 | 0 | 10 | 10 | 2 | 0 | 12 | 22 | |
| St. Clair-Superior | 0 | 7 | 1 | 0 | 0 | 0 | 2 | 0 | 5 | 4 | 0 | 0 | 0 | 2 | 21 | 15 | 2 | 0 | 17 | 38 | |
| Tremont | 2 | 1 | 1 | 1 | 0 | 0 | 0 | 0 | 0 | 5 | 0 | 0 | 0 | 2 | 12 | 6 | 9 | 0 | 15 | 27 | |
| Union-Miles Park | 0 | 3 | 0 | 1 | 2 | 0 | 1 | 0 | 0 | 7 | 0 | 0 | 0 | 0 | 14 | 13 | 8 | 0 | 21 | 35 | |
| University | 0 | 0 | 1 | 0 | 0 | 0 | 1 | 0 | 0 | 0 | 0 | 0 | 0 | 1 | 3 | 5 | 0 | 0 | 5 | 8 | |
| West Boulevard | 0 | 3 | 1 | 1 | 0 | 0 | 3 | 1 | 0 | 6 | 0 | 1 | 0 | 15 | 31 | 51 | 6 | 0 | 57 | 88 | |
| Woodland Hills | 0 | 8 | 0 | 2 | 0 | 0 | 3 | 0 | 0 | 4 | 1 | 0 | 2 | 1 | 21 | 8 | 2 | 0 | 10 | 31 | |
| CITY OF CLEVE. — TOTAL GIRLS | 4 | 135 | 18 | 15 | 6 | 5 | 42 | 7 | 13 | 164 | 12 | 9 | 10 | 69 | 509 | 449 | 186 | 1 | 636 | 1145 | |
| CITY — TOTAL BOYS AND GIRLS | 45 | 573 | 409 | 124 | 210 | 16 | 733 | 238 | 101 | 673 | 118 | 145 | 106 | 262 | 3753 | 829 | 461 | 11 | 1301 | 5054 | |

| GIRLS Suburbs | Arson | Asslt | Burg | Dis | | | Rec Stol | | Sex | Theft | Tresp | Vand | Weap | Oth Del | Total Del | Incorr | Truancy | Curfew | Unruly | Total | Grand Total |
|----------------------------------|----------|----------|----------|----------|----------|----------|-------------|----------|----------|-----------|----------|----------|----------|------------|--------------|-----------|-----------|----------|-----------|-----------|----------------|
| | | | | Con | Drugs | Homic | Prop | Robry | | | | | | | | | | | | | |
| Bay Village | 0 | 1 | 0 | 0 | 0 | 0 | 0 | 0 | 0 | 0 | 0 | 0 | 0 | 1 | 4 | 0 | 0 | 0 | 4 | 5 | |
| Beachwood | 0 | 0 | 0 | 0 | 0 | 0 | 0 | 0 | 0 | 1 | 0 | 0 | 0 | 0 | 1 | 0 | 0 | 0 | 0 | 1 | |
| Bedford | 0 | 1 | 2 | 0 | 0 | 0 | 0 | 0 | 0 | 0 | 0 | 0 | 0 | 3 | 3 | 0 | 0 | 0 | 3 | 6 | |
| Bedford Heights | 0 | 2 | 0 | 0 | 0 | 0 | 0 | 0 | 0 | 0 | 0 | 0 | 0 | 2 | 1 | 0 | 0 | 0 | 1 | 3 | |
| Bentleyville | 0 | 0 | 0 | 0 | 0 | 0 | 0 | 0 | 0 | 0 | 0 | 0 | 0 | 0 | 0 | 0 | 0 | 0 | 0 | 0 | |
| Berea | 0 | 1 | 0 | 0 | 0 | 0 | 0 | 0 | 0 | 2 | 0 | 1 | 0 | 0 | 4 | 1 | 2 | 0 | 3 | 7 | |
| Bratenahl | 0 | 0 | 0 | 0 | 0 | 0 | 0 | 0 | 0 | 0 | 0 | 0 | 0 | 0 | 0 | 0 | 0 | 0 | 0 | 0 | |
| Brecksville | 0 | 1 | 0 | 0 | 0 | 0 | 0 | 0 | 0 | 0 | 0 | 0 | 0 | 0 | 1 | 2 | 0 | 0 | 2 | 3 | |
| Broadview Heights | 0 | 0 | 0 | 0 | 0 | 0 | 0 | 0 | 0 | 0 | 0 | 0 | 0 | 0 | 1 | 0 | 0 | 0 | 1 | 1 | |
| Brooklyn | 0 | 1 | 0 | 0 | 0 | 0 | 0 | 0 | 0 | 0 | 0 | 0 | 0 | 2 | 3 | 1 | 3 | 0 | 4 | 7 | |
| Brooklyn Heights | 0 | 0 | 0 | 0 | 0 | 0 | 0 | 0 | 0 | 0 | 0 | 0 | 0 | 0 | 0 | 0 | 0 | 0 | 0 | 0 | |
| Brookpark | 0 | 0 | 2 | 0 | 0 | 0 | 0 | 0 | 0 | 3 | 0 | 2 | 0 | 3 | 10 | 2 | 3 | 0 | 5 | 15 | |
| Chagrin Falls | 0 | 0 | 0 | 0 | 0 | 0 | 0 | 0 | 0 | 2 | 0 | 0 | 0 | 0 | 2 | 1 | 0 | 0 | 1 | 3 | |
| Chagrin Falls Township | 0 | 0 | 0 | 0 | 0 | 0 | 0 | 0 | 0 | 0 | 0 | 0 | 0 | 0 | 0 | 0 | 0 | 0 | 0 | 0 | |
| Cleveland Heights — TOTAL | 0 | 7 | 1 | 4 | 0 | 0 | 4 | 1 | 0 | 14 | 2 | 0 | 0 | 4 | 37 | 5 | 3 | 0 | 8 | 45 | |
| North | 0 | 5 | 1 | 3 | 0 | 0 | 4 | 1 | 0 | 12 | 1 | 0 | 0 | 2 | 29 | 4 | 2 | 0 | 6 | 35 | |
| South East | 0 | 2 | 0 | 1 | 0 | 0 | 0 | 0 | 0 | 0 | 1 | 0 | 0 | 1 | 5 | 0 | 1 | 0 | 1 | 6 | |
| South West | 0 | 0 | 0 | 0 | 0 | 0 | 0 | 0 | 0 | 2 | 0 | 0 | 0 | 1 | 3 | 1 | 0 | 0 | 1 | 4 | |
| Cuyahoga Heights | 0 | 0 | 0 | 0 | 0 | 0 | 0 | 0 | 0 | 0 | 0 | 0 | 0 | 0 | 0 | 0 | 0 | 0 | 0 | 0 | |
| East Cleveland — TOTAL | 0 | 6 | 0 | 1 | 2 | 0 | 4 | 0 | 0 | 17 | 0 | 1 | 0 | 3 | 34 | 28 | 28 | 0 | 56 | 90 | |
| Chambers-Mayfair | 0 | 4 | 0 | 1 | 1 | 0 | 2 | 0 | 0 | 13 | 0 | 1 | 0 | 2 | 24 | 23 | 22 | 0 | 45 | 69 | |
| Oakhill-Nela Park | 0 | 1 | 0 | 0 | 1 | 0 | 2 | 0 | 0 | 1 | 0 | 0 | 0 | 0 | 5 | 2 | 5 | 0 | 7 | 12 | |
| Superior Hill-Rozelle | 0 | 1 | 0 | 0 | 0 | 0 | 0 | 0 | 0 | 3 | 0 | 0 | 0 | 1 | 5 | 3 | 1 | 0 | 4 | 9 | |
| Euclid — TOTAL | 0 | 2 | 0 | 0 | 0 | 0 | 1 | 1 | 0 | 6 | 0 | 0 | 0 | 0 | 10 | 7 | 1 | 0 | 8 | 18 | |
| Edgecliffe | 0 | 2 | 0 | 0 | 0 | 0 | 0 | 0 | 0 | 3 | 0 | 0 | 0 | 0 | 5 | 3 | 0 | 0 | 3 | 8 | |
| Euclid Creek | 0 | 0 | 0 | 0 | 0 | 0 | 1 | 1 | 0 | 3 | 0 | 0 | 0 | 0 | 5 | 4 | 0 | 0 | 4 | 9 | |
| Lake Shore | 0 | 0 | 0 | 0 | 0 | 0 | 0 | 0 | 0 | 0 | 0 | 0 | 0 | 0 | 0 | 0 | 1 | 0 | 1 | 1 | |

TABLE 4

COMPLAINT TYPE FILED BY AREA OF RESIDENCE — 1988

| GIRLS | Arson | Asslt | Burg | Dis Con | Drugs | Homic | Rec Stol Prop | Robry | Sex | Theft | Tresp | Vand | Weap | Oth Del | Total Del | Incorr | Truancy | Curfew | Total Unruly | Grand Total | |
|---|-------|-------|------|------------|-------|-------|---------------------|-------|-----|-------|-------|------|------|------------|--------------|--------|---------|--------|-----------------|----------------|---|
| Suburbs, continued | | | | | | | | | | | | | | | | | | | | | |
| Fairview Park | 0 | 0 | 0 | 0 | 0 | 0 | 0 | 0 | 0 | 0 | 0 | 0 | 0 | 0 | 0 | 0 | 0 | 0 | 0 | 0 | 0 |
| Garfield Heights — TOTAL | 0 | 2 | 0 | 0 | 0 | 0 | 1 | 0 | 0 | 1 | 0 | 0 | 0 | 0 | 4 | 8 | 0 | 0 | 8 | 12 | |
| Elmwood-Maple Leaf | 0 | 0 | 0 | 0 | 0 | 0 | 1 | 0 | 0 | 0 | 0 | 0 | 0 | 0 | 1 | 4 | 0 | 0 | 4 | 5 | |
| Garfield Park | 0 | 2 | 0 | 0 | 0 | 0 | 0 | 0 | 0 | 1 | 0 | 0 | 0 | 0 | 3 | 4 | 0 | 0 | 4 | 7 | |
| Gates Mills | 0 | 0 | 0 | 0 | 0 | 0 | 0 | 0 | 0 | 0 | 0 | 0 | 0 | 0 | 0 | 0 | 0 | 0 | 0 | 0 | |
| Glenwillow | 0 | 0 | 0 | 0 | 0 | 0 | 0 | 0 | 0 | 0 | 0 | 0 | 0 | 0 | 0 | 0 | 0 | 0 | 0 | 0 | |
| Highland Heights | 0 | 0 | 0 | 0 | 0 | 0 | 0 | 0 | 0 | 0 | 0 | 0 | 0 | 1 | 1 | 0 | 0 | 0 | 0 | 1 | |
| Hunting Valley | 0 | 0 | 0 | 0 | 0 | 0 | 0 | 0 | 0 | 0 | 0 | 0 | 0 | 0 | 0 | 0 | 0 | 0 | 0 | 0 | |
| Independence | 0 | 1 | 0 | 0 | 0 | 0 | 0 | 0 | 0 | 0 | 0 | 0 | 0 | 0 | 1 | 1 | 0 | 0 | 1 | 2 | |
| Lakewood — TOTAL | 0 | 4 | 4 | 1 | 1 | 1 | 0 | 0 | 0 | 7 | 3 | 1 | 1 | 9 | 32 | 19 | 15 | 0 | 34 | 66 | |
| Clifton-Lakewood Park | 0 | 2 | 0 | 0 | 0 | 0 | 0 | 0 | 0 | 5 | 0 | 1 | 0 | 1 | 9 | 4 | 2 | 0 | 6 | 15 | |
| Gold Coast | 0 | 2 | 1 | 0 | 1 | 0 | 0 | 0 | 0 | 0 | 2 | 0 | 0 | 3 | 9 | 6 | 1 | 0 | 7 | 16 | |
| Madison Park | 0 | 0 | 2 | 1 | 0 | 0 | 0 | 0 | 0 | 1 | 1 | 0 | 0 | 4 | 9 | 8 | 8 | 0 | 16 | 25 | |
| Riverside-Hilliard | 0 | 0 | 1 | 0 | 0 | 1 | 0 | 0 | 0 | 1 | 0 | 0 | 1 | 1 | 5 | 1 | 4 | 0 | 5 | 10 | |
| Linndale | 0 | 0 | 0 | 0 | 0 | 0 | 0 | 0 | 0 | 0 | 0 | 0 | 0 | 0 | 0 | 0 | 0 | 0 | 0 | 0 | |
| Lyndhurst | 0 | 1 | 0 | 0 | 0 | 0 | 0 | 0 | 0 | 0 | 0 | 0 | 0 | 2 | 3 | 3 | 2 | 0 | 5 | 8 | |
| Maple Heights — TOTAL | 0 | 2 | 0 | 0 | 0 | 0 | 0 | 1 | 0 | 1 | 0 | 0 | 1 | 0 | 5 | 2 | 0 | 0 | 2 | 7 | |
| Dunham-Rockside | 0 | 2 | 0 | 0 | 0 | 0 | 0 | 0 | 0 | 1 | 0 | 0 | 0 | 0 | 3 | 1 | 0 | 0 | 1 | 4 | |
| Strafford-Raymond | 0 | 0 | 0 | 0 | 0 | 0 | 0 | 1 | 0 | 0 | 0 | 0 | 1 | 0 | 2 | 1 | 0 | 0 | 1 | 3 | |
| Mayfield | 0 | 0 | 0 | 0 | 0 | 0 | 0 | 0 | 0 | 0 | 0 | 0 | 0 | 0 | 0 | 0 | 0 | 0 | 0 | 0 | |
| Mayfield Heights | 0 | 0 | 0 | 0 | 0 | 0 | 0 | 0 | 0 | 0 | 1 | 0 | 0 | 1 | 2 | 3 | 2 | 0 | 5 | 7 | |
| Middleburg Hts. | 0 | 0 | 0 | 0 | 0 | 0 | 0 | 0 | 0 | 1 | 0 | 0 | 0 | 0 | 1 | 1 | 1 | 0 | 2 | 3 | |
| Moreland Hills | 0 | 0 | 0 | 0 | 0 | 0 | 0 | 0 | 0 | 0 | 0 | 0 | 0 | 0 | 0 | 0 | 0 | 0 | 0 | 0 | |
| Newburgh Hts. | 0 | 0 | 0 | 0 | 0 | 0 | 0 | 0 | 0 | 0 | 0 | 0 | 0 | 0 | 0 | 2 | 1 | 0 | 3 | 3 | |
| North Olmsted | 0 | 3 | 0 | 0 | 0 | 0 | 0 | 1 | 0 | 2 | 0 | 1 | 0 | 0 | 7 | 2 | 0 | 0 | 2 | 9 | |
| North Randall | 0 | 0 | 0 | 0 | 0 | 0 | 0 | 0 | 0 | 0 | 0 | 0 | 0 | 0 | 0 | 0 | 0 | 0 | 0 | 0 | |
| North Royalton | 0 | 0 | 0 | 0 | 0 | 0 | 0 | 0 | 0 | 1 | 0 | 0 | 0 | 0 | 1 | 1 | 1 | 0 | 2 | 3 | |
| Oakwood | 0 | 0 | 0 | 0 | 0 | 0 | 0 | 0 | 0 | 0 | 0 | 0 | 0 | 0 | 0 | 0 | 0 | 0 | 0 | 0 | |
| Olmsted Falls | 0 | 1 | 1 | 0 | 0 | 0 | 0 | 0 | 0 | 0 | 0 | 1 | 0 | 0 | 3 | 1 | 0 | 0 | 1 | 4 | |
| Olmsted Township | 0 | 0 | 0 | 0 | 0 | 0 | 0 | 0 | 0 | 0 | 0 | 0 | 0 | 0 | 0 | 0 | 0 | 0 | 0 | 0 | |
| Orange | 0 | 0 | 0 | 0 | 0 | 0 | 0 | 0 | 0 | 0 | 0 | 0 | 0 | 0 | 0 | 0 | 0 | 0 | 0 | 0 | |
| Parma — TOTAL | 0 | 1 | 0 | 0 | 2 | 0 | 0 | 0 | 0 | 10 | 0 | 1 | 0 | 2 | 16 | 16 | 7 | 0 | 23 | 39 | |
| Big Creek | 0 | 1 | 0 | 0 | 0 | 0 | 0 | 0 | 0 | 5 | 0 | 0 | 0 | 2 | 8 | 8 | 3 | 0 | 11 | 19 | |
| Broadview-Thoreau Park | 0 | 0 | 0 | 0 | 1 | 0 | 0 | 0 | 0 | 2 | 0 | 0 | 0 | 0 | 3 | 1 | 1 | 0 | 2 | 5 | |
| Dentzler-Green Valley | 0 | 0 | 0 | 0 | 0 | 0 | 0 | 0 | 0 | 0 | 0 | 0 | 0 | 0 | 0 | 1 | 0 | 0 | 1 | 1 | |
| Ridgewood Lake | 0 | 0 | 0 | 0 | 1 | 0 | 0 | 0 | 0 | 1 | 0 | 0 | 0 | 0 | 2 | 1 | 2 | 0 | 3 | 5 | |
| West Pleasant Valley | 0 | 0 | 0 | 0 | 0 | 0 | 0 | 0 | 0 | 2 | 0 | 1 | 0 | 0 | 3 | 5 | 1 | 0 | 6 | 9 | |
| Parma Heights | 0 | 0 | 0 | 0 | 0 | 0 | 0 | 0 | 0 | 0 | 0 | 4 | 0 | 0 | 4 | 2 | 0 | 0 | 2 | 6 | |
| Pepper Pike | 0 | 0 | 0 | 0 | 0 | 0 | 0 | 0 | 0 | 0 | 0 | 0 | 0 | 0 | 0 | 0 | 0 | 0 | 0 | 0 | |
| Richmond Heights | 0 | 0 | 0 | 0 | 0 | 0 | 1 | 0 | 0 | 1 | 0 | 0 | 0 | 0 | 2 | 2 | 0 | 0 | 2 | 4 | |
| Riveredge Twnshp. | 0 | 0 | 0 | 0 | 0 | 0 | 0 | 0 | 0 | 0 | 0 | 0 | 0 | 0 | 0 | 0 | 0 | 0 | 0 | 0 | |
| Rocky River | 0 | 0 | 0 | 0 | 0 | 0 | 0 | 0 | 0 | 1 | 0 | 0 | 0 | 0 | 1 | 0 | 0 | 0 | 0 | 1 | |
| Seven Hills | 0 | 0 | 0 | 0 | 0 | 0 | 0 | 0 | 0 | 2 | 0 | 0 | 0 | 1 | 3 | 3 | 1 | 0 | 4 | 7 | |
| Shaker Heights — TOTAL | 0 | 2 | 0 | 0 | 0 | 0 | 1 | 0 | 0 | 4 | 0 | 1 | 0 | 0 | 8 | 1 | 0 | 0 | 5 | 12 | |
| Boulevard-Mercer | 0 | 2 | 0 | 0 | 0 | 0 | 0 | 0 | 0 | 2 | 0 | 0 | 0 | 0 | 4 | 0 | 0 | 0 | 4 | 8 | |
| Onaway-Sussex | 0 | 0 | 0 | 0 | 0 | 0 | 1 | 0 | 0 | 2 | 0 | 1 | 0 | 0 | 4 | 1 | 0 | 0 | 1 | 5 | |
| Solon | 0 | 0 | 0 | 0 | 0 | 0 | 0 | 0 | 0 | 0 | 0 | 0 | 0 | 0 | 0 | 0 | 0 | 0 | 0 | 0 | |
| South Euclid | 0 | 2 | 0 | 0 | 0 | 0 | 0 | 0 | 0 | 1 | 0 | 0 | 0 | 0 | 3 | 1 | 0 | 0 | 1 | 4 | |
| Strongsville | 0 | 0 | 0 | 0 | 0 | 0 | 0 | 0 | 0 | 1 | 0 | 0 | 0 | 1 | 2 | 3 | 3 | 0 | 6 | 8 | |
| University Heights | 0 | 0 | 0 | 0 | 0 | 0 | 0 | 0 | 0 | 1 | 1 | 1 | 0 | 1 | 4 | 3 | 0 | 0 | 3 | 7 | |
| Valley View | 0 | 0 | 0 | 0 | 0 | 0 | 0 | 0 | 0 | 0 | 0 | 0 | 0 | 0 | 0 | 0 | 0 | 0 | 0 | 0 | |
| Walton Hills | 0 | 0 | 0 | 0 | 0 | 0 | 0 | 0 | 0 | 0 | 0 | 0 | 0 | 0 | 0 | 0 | 0 | 0 | 0 | 0 | |
| Warrensville Hts. | 0 | 4 | 0 | 1 | 0 | 0 | 1 | 0 | 0 | 1 | 0 | 2 | 0 | 3 | 12 | 4 | 4 | 0 | 8 | 20 | |
| Warrensville Township | 0 | 0 | 0 | 0 | 0 | 0 | 0 | 0 | 0 | 0 | 0 | 0 | 0 | 0 | 0 | 0 | 0 | 0 | 0 | 0 | |
| Westlake | 0 | 0 | 0 | 0 | 0 | 0 | 1 | 0 | 0 | 0 | 0 | 0 | 0 | 0 | 1 | 1 | 0 | 0 | 1 | 2 | |
| Woodmere | 0 | 0 | 0 | 0 | 0 | 0 | 0 | 0 | 0 | 1 | 0 | 0 | 0 | 0 | 1 | 0 | 0 | 0 | 0 | 1 | |
| SUBURBS — TOTAL GIRLS | 0 | 45 | 10 | 7 | 5 | 1 | 14 | 4 | 0 | 81 | 7 | 16 | 2 | 33 | 225 | 135 | 77 | 0 | 212 | 437 | |
| Out of County | 0 | 4 | 3 | 0 | 2 | 1 | 3 | 0 | 1 | 10 | 1 | 4 | 2 | 4 | 35 | 8 | 3 | 1 | 12 | 47 | |
| S.P.A. Unknown | 0 | 0 | 0 | 0 | 0 | 0 | 1 | 0 | 0 | 1 | 0 | 0 | 0 | 1 | 3 | 0 | 1 | 0 | 1 | 4 | |
| CITY OF CLEVE. — TOTAL GIRLS | 4 | 135 | 18 | 15 | 6 | 5 | 42 | 7 | 13 | 164 | 12 | 9 | 10 | 69 | 509 | 449 | 186 | 1 | 636 | 1145 | |
| GRAND TOTAL — GIRLS | 4 | 184 | 31 | 22 | 13 | 7 | 60 | 11 | 14 | 256 | 20 | 29 | 14 | 107 | 772 | 592 | 267 | 2 | 861 | 1,633 | |
| GRAND TOTAL — BOYS AND GIRLS | 58 | 915 | 645 | 217 | 274 | 22 | 947 | 331 | 148 | 1,160 | 200 | 313 | 148 | 417 | 5,795 | 1,107 | 658 | 28 | 1,793 | 7,588 | |

TABLE 5

**DELINQUENCY AND UNRULY COMPLAINTS BY INTAKE ACTION FOR 1988
COMPARED WITH GRAND TOTAL FOR 1987***

| COMPLAINTS: | 1988 ACCEPTED FOR OFFICIAL HEARING | | | 1988 RESOLVED AT INTAKE | | | 1988 GRAND TOTAL | | | 1987 GRAND TOTAL | | |
|---|---|--------------|--------------|-------------------------------|--------------|--------------|---------------------|--------------|---------------|---------------------|--------------|---------------|
| | Boys | Girls | Total | Boys | Girls | Total | Boys | Girls | Total | Boys | Girls | Total |
| Delinquency | | | | | | | | | | | | |
| Arson | 54 | 4 | 58 | 14 | 1 | 15 | 68 | 5 | 73 | 66 | 7 | 73 |
| Assault | 731 | 184 | 915 | 219 | 88 | 307 | 950 | 272 | 1,222 | 855 | 319 | 1,174 |
| Burglary | 614 | 31 | 645 | 20 | 0 | 20 | 634 | 31 | 665 | 786 | 47 | 833 |
| Disorderly Conduct | 195 | 22 | 217 | 291 | 79 | 370 | 486 | 101 | 587 | 415 | 110 | 525 |
| Drug Violation | 261 | 13 | 274 | 45 | 8 | 53 | 306 | 21 | 327 | 104 | 19 | 123 |
| Homicide | 15 | 7 | 22 | 0 | 0 | 0 | 15 | 7 | 22 | 31 | 4 | 35 |
| Liquor Violation | 19 | 0 | 19 | 218 | 57 | 275 | 237 | 57 | 294 | 201 | 80 | 281 |
| Receiving Stolen Property | 887 | 60 | 947 | 11 | 1 | 12 | 898 | 61 | 959 | 728 | 46 | 774 |
| Robbery | 320 | 11 | 331 | 47 | 5 | 52 | 367 | 16 | 383 | 272 | 18 | 290 |
| Sex Offense | 134 | 14 | 148 | 30 | 2 | 32 | 164 | 16 | 180 | 187 | 11 | 198 |
| Theft | 904 | 256 | 1,160 | 841 | 499 | 1,340 | 1,745 | 755 | 2,500 | 1,935 | 755 | 2,690 |
| Trespassing | 180 | 20 | 200 | 362 | 51 | 413 | 542 | 71 | 613 | 524 | 70 | 594 |
| Vandalism | 284 | 29 | 313 | 236 | 13 | 249 | 520 | 42 | 562 | 538 | 63 | 601 |
| Weapons | 134 | 14 | 148 | 42 | 1 | 43 | 176 | 15 | 191 | 172 | 18 | 190 |
| Other Delinquency | 291 | 107 | 398 | 212 | 46 | 258 | 503 | 153 | 656 | 411 | 146 | 557 |
| TOTAL DELINQUENCY | 5,023 | 772 | 5,795 | 2,588 | 851 | 3,439 | 7,611 | 1,623 | 9,234 | 7,225 | 1,713 | 8,938 |
| Unruly | | | | | | | | | | | | |
| Incorrigibility | 515 | 592 | 1,107 | 464 | 453 | 917 | 979 | 1,045 | 2,024 | 808 | 952 | 1,760 |
| Truancy | 391 | 267 | 658 | 133 | 80 | 213 | 524 | 347 | 871 | 216 | 170 | 386 |
| Curfew | 26 | 2 | 28 | 299 | 103 | 402 | 325 | 105 | 430 | 297 | 93 | 390 |
| TOTAL UNRULY | 932 | 861 | 1,793 | 896 | 636 | 1,532 | 1,828 | 1,497 | 3,325 | 1,321 | 1,215 | 2,536 |
| GRAND TOTAL — DELINQUENCY & UNRULY | 5,955 | 1,633 | 7,588 | 3,484 | 1,487 | 4,971 | 9,439 | 3,120 | 12,559 | 8,546 | 2,928 | 11,474 |

* *Actions by Intake Include: Accepted for Official Hearing — cases set for official hearing before Judge or Referee.
Resolved at Intake — no hearing set, disposed of at the Intake level with referral to a variety of alternative services.*

TABLE 6**CHILDREN UNDER CARE IN THE DETENTION CENTER — 1988**

| | <u>Boys</u> | <u>Girls</u> | <u>Total</u> |
|---------------------------------|-------------|--------------|--------------|
| Under Care January 1 | 56 | 25 | 81 |
| Admitted During the Year | 2,368 | 898 | 3,266 |
| Total Under Care | 2,424 | 923 | 3,347 |
| Released During the Year | 2,359 | 912 | 3,271 |
| Under Care December 31 | 65 | 11 | 76 |
| Total Care Days Furnished | 27,024 | 6,277 | 33,301 |
| Average Daily Population | 74 | 17.2 | 91 |
| Average Length of Stay | 8.3 | 12.5 | 12 |


CHILDREN UNDER CARE OF THE HOME DETENTION PROGRAM — 1988

| | | | |
|---|----------|---------|----------|
| Under Care January 1 | 40 | 26 | 66 |
| Admitted to the Program During the Year | 692 | 381 | 1,073 |
| Total Under Care | 732 | 407 | 1,139 |
| Released from the Program During the Year ... | 672 | 391 | 1,063 |
| Under Care December 31 | 60 | 16 | 76 |
| Total Care Days Furnished | 14,335.5 | 6,034.1 | 20,369.6 |
| Average Daily Population Served | 39.3 | 16.5 | 55.8 |
| Average Length of Stay | 13.4 | 11 | 17.8 |

N.B. In addition, the Shelter Care Program admitted 829 children during 1988. The average daily population for the program was 42.8 children during 1988.

TABLE 7**AGES OF DELINQUENT AND UNRULY CHILDREN BY INTAKE ACTION — 1988**

| AGES | <u>OFFICIAL</u> | | | <u>RESOLVED AT INTAKE</u> | | | <u>TOTAL CASES</u> | | GRAND TOTAL |
|--------------------------|-----------------|--------------|--------------|---------------------------|--------------|--------------|--------------------|--------------|--------------------|
| | Del. | Unr. | Total | Del. | Unr. | Total | Del. | Unr. | |
| Eight and Under | 3 | 4 | 7 | 26 | 8 | 34 | 29 | 12 | 41 |
| Nine | 23 | 2 | 25 | 58 | 10 | 68 | 81 | 12 | 93 |
| Ten | 39 | 12 | 51 | 88 | 11 | 99 | 127 | 23 | 150 |
| Eleven | 68 | 31 | 99 | 123 | 29 | 152 | 191 | 60 | 251 |
| Twelve | 190 | 70 | 260 | 170 | 67 | 237 | 360 | 137 | 497 |
| Thirteen | 399 | 159 | 558 | 367 | 119 | 486 | 766 | 278 | 1,044 |
| Fourteen | 714 | 303 | 1,017 | 435 | 239 | 674 | 1,149 | 542 | 1,691 |
| Fifteen | 1,117 | 450 | 1,567 | 501 | 339 | 840 | 1,618 | 789 | 2,407 |
| Sixteen | 1,386 | 467 | 1,853 | 632 | 344 | 976 | 2,018 | 811 | 2,829 |
| Seventeen | 1,856 | 295 | 2,151 | 1,039 | 366 | 1,405 | 2,895 | 661 | 3,556 |
| GRAND TOTAL | 5,795 | 1,793 | 7,588 | 3,439 | 1,532 | 4,971 | 9,234 | 3,325 | 12,559 |



5. Locations AND SERVICES

MAIN COURT

2163 East 22nd Street
Cleveland, Ohio 44115
443-8400

Services: Courtrooms • Administration • Legal Department • Probation Department • Detention Center

LOEWS BUILDING

1515 Euclid Avenue
Cleveland, Ohio 44115
443-5800

Services:

Courtrooms • Judicial Support Services

NEAR WEST OFFICE

4115 Bridge Avenue
Cleveland, Ohio 44113
281-1630

Services:

Intake • Probation • Intensive Probation Units

CLEVELAND HEIGHTS OFFICE

40 Severance Center
Cleveland Heights, Ohio 44118
291-3878

Services:

Intake

SOUTHWEST OFFICE

5361 Pearl Road
Parma, Ohio 44129
749-1200

Services:

Intake • Probation • Intensive Probation Units

EAST CLEVELAND OFFICE

15840 Euclid Avenue
East Cleveland, Ohio 44112
851-3019

Services:

Probation • Intensive Probation Unit

UNIVERSITY CIRCLE OFFICE

1922 East 107th Street
Cleveland, Ohio 44106
795-3497

Services:

Intake • Probation • Intensive Probation Unit

LAKWOOD OFFICE

12650 Detroit Avenue
Lakewood, Ohio 44107
521-0334

Services:

Intake

SOUTHEAST OFFICE

(Temporary Location)
2163 East 22nd St.
Cleveland, Ohio 44115

443-8400

Services:

Intake • Probation • Intensive Probation Unit