


ANNUAL REPORT



1989

Judges

Betty Willis Ruben


Kenneth A. Rocco

Timothy G. Cotner

Robert A. Ferreri


Peter M. Sikora

Leodis Harris, Administrative Judge



Contents

1. Open Letter to the Community.....	2
2. Judges of the Juvenile Court.....	4
3. Fiscal	6
4. Statistics	8
5. Locations and Services	22



1. Open Letter

TO: The Citizens of Cuyahoga County
The Honorable Geno Natalucci-Persichetti
Director, Ohio Department of Youth Services
The Honorable Mary Boyle, Virgil Brown, and Timothy Hagan
Commissioners of Cuyahoga County

In 1989, a record number of cases came to the attention of the Cuyahoga County Juvenile Court. A total of 38,643 cases were filed this year representing an 8% increase over 1988. Delinquency cases rose to 9,809, 6% over 1988, and unruly cases decreased 1% from 1988 to 3,289. Unruly and delinquency cases represent a 4% increase over 1988 and 33.9% of the total cases. Notably, the number of drug offense cases totaled 970 and cases involving dependent, neglected, and abused children totaled 2,066. This represents an increase of 197% and 121% respectively over 1988.

The Court continues its goal to provide high quality service. A major accomplishment towards this goal was achieved this year by the bestowing of accreditation on the Probation Department by the American Correctional Association (A.C.A.). In addition, the process for accreditation was completed by the Detention Center. The process required meeting 417 individual standards which cover every facet of juvenile detention operations. To achieve accreditation, a facility must comply with at least 90% of the non-mandatory standards and 100% of the 31 mandatory standards which govern fire safety, health services, food, sanitation, and emergency procedures. Following a four day audit by the A.C.A. visiting committee in September, 1989, the Center achieved an overall compliance score of 97.2%, including a 100% rating for the mandatory standards. The auditors agreed, even though the Cuyahoga County Juvenile Court Detention Center can be described as an old, large, and overcrowded facility, the overall compliance score is "incredible and defies the usual barriers to compliance."

John Manuel, Superintendent of the Detention Center, and Matthias Novak, Accreditation Manager, are praised for their contributions to this achievement.


Accreditation of the Detention Center will add to the Court's prestigious status by being the first juvenile court in Ohio and the only major juvenile court in the country to have earned professional accreditation for probation and detention services.

The excellent compliance rates for both probation and detention services demonstrate the high commitment of the entire Court staff to provide quality service to the community and a sense of pride in their departments and the Court.

In compliance with Ohio Revised Code Section 2151.18, I submit the 1989 Annual Report of the Cuyahoga County Juvenile Court, which shows the number and kinds of cases, the dispositions, and other data pertaining to the work of the Court.

Respectfully,

Leodis Harris, Administrative Judge
Court of Common Pleas, Juvenile Division
Cleveland, Ohio



2. Judges



Leodis Harris: A juvenile court judge since 1977, Judge Harris received a B.A. from Cleveland College, Western Reserve University, and his Juris Doctor from Cleveland Marshall Law School.

Prior to his election to the Juvenile Court bench, Judge Harris served in the U.S. Army and upon admission to the Ohio Bar, engaged in the private practice of law for 13 years.

On January 1, 1990, Judge Harris became Administrative Judge of the Cuyahoga County Juvenile Court.



Betty Willis Ruben: Serving her tenth year, Judge Ruben is the only female member of the Cuyahoga County Juvenile Court.

Judge Ruben's dedication to public service carried her to the White House where from 1961 to 1964 she was a member of the staff of Presidents John F. Kennedy and Lyndon B. Johnson. At President Kennedy's direction she developed the first national program to provide treatment and training for five million mentally retarded individuals so that they would have an opportunity to lead normal productive lives.

Concerned about the link between truancy and delinquency, particularly among teenagers, Judge Ruben and her staff established a liaison with the public schools to coordinate efforts to keep youth in school and out of the court system. Presently, assisted by four dedicated

volunteers, her priority is to expedite the placement of dependent, neglected, and abused children in permanent adopting homes.

Judge Ruben received an undergraduate degree at the University of Pittsburgh, an M.B.A. at the Wharton School of the University of Pennsylvania and a law degree at George Washington University.

In an effort to identify causes and successful methods for decreasing juvenile crime, Judge Ruben has visited West Germany, the U.S.S.R., the People's Republic of China and India. In 1988 she delivered a series of lectures on family law to the law students at Fudan University in Shanghai.

Judge Ruben is a member of the Court Statistical Reporting Committee appointed by Chief Justice Thomas Moyer.



Timothy G. Cotner: Completing his second year as a juvenile court judge, Judge Cotner is a graduate of St. Ignatius High School and received a B.A. degree from John Carroll University. His Juris Doctor was received from Cleveland Marshall Law School.

Judge Cotner was elected to the Juvenile Court bench in 1986 and began his term on January 3, 1987. Prior to becoming a juvenile court judge, he was an assistant Ohio Attorney General, assistant Cuyahoga County Prosecutor in criminal and juvenile courts, assistant Director of Law for the City of Cleveland and a Cleveland fire fighter. Judge Cotner also engaged in the private practice of law for 18 years. Judge Cotner is the author of *May a Corporation Act as Its Own Attorney* which appeared in the 1967 Cleveland - Marshall Law Review.



Robert A. Ferreri, a 1976 graduate of the College of William and Mary in Virginia, took his Law Degree from the Cleveland Marshall College of Law in 1978. The Judge also studied Law at the London School of Economics, London England, through the Notre Dame Law School. Prior to his election in 1989, Judge Ferreri was an attorney in private practice, a Hearing Examiner for the Federal Government and served as Assistant Cuyahoga County Prosecutor under Mr. John T. Corrigan for eight years. He has been admitted to practice before the United States Supreme Court, the Ohio Supreme Court and the United States District Court for the Northern District of Ohio.

Judge Ferreri is a member of the American Bar Association where he serves on the Judicial Administration Committee, the Family Law Committee, the Juvenile Justice Committee and the Criminal Law Committee. He is also a member of the Association of Trial Lawyers of America, the Ohio Trial Lawyers Association and the Cleveland Bar Association where he served as the Cuyahoga County Prosecutor's Representative of the Victims of Crime Committee, is a present member of the Criminal Law Committee, The Volunteer Lawyers for the Arts Committee and the Juvenile Justice Committee.

The Judge also served as Chairman of the Juvenile Court Committee of the Cuyahoga County Bar Association and is a member of the the Criminal Law Section and the Immigration Law Committee as well as a member of the National District Attorney's Association. The Judge continues his involvement with the Drug Awareness Resistance Educational Program (D.A.R.E.) for local school children in conjunction with the Cleveland Police Department and the Cleveland Public Schools. Judge Ferreri is a member of the Board of Trustees of the Justinian Forum of Cleveland and formerly served as Secretary. He is also a Charter Member, former Delegate and present Director on the Board of Directors of the National Italian American Bar Association. With that group, the Judge served as a planner and panelist for "Medicine and Jurisprudence: Where Morality, Ethics and Law Intersect" held in Washington, D.C.

The Judge also serves on the Ohio Department of Youth Services and Subsidy Committee of the Ohio Association of Juvenile and Family Court Judges and is an active member of the National Council of Juvenile and Family Court Judges where he sits on the Metropolitan Courts Committee and with the International Association of Juvenile and Family Court Magistrates. This spring, Judge Ferreri organized, and the Cuyahoga County Juvenile Court presented, a continuing legal education seminar called "The Drug Dependent Mother and Child: Legal, Medical and Social Service Issues" which was attended by over three hundred lawyers, social workers, nurses, probation officers and court workers. The judge is also an affiliate of the Center for Biomedical Ethics of Case Western Reserve University School of Medicine where he is assisting in the development of a medical-legal curriculum for physicians, nurses and other health care professionals and related seminars. In addition, he is working on a long range program with the Center for the Community Dialogue on Values and Health Care relative to the needs of the medically underserved and with substance abuse issues.

Judge Ferreri also has worked with the Cleveland Bar Association's Task Force on Violent Crime strategizing several ways the community can lessen teen violence and discourage teen gang membership and he also participated in the planning of a Substance Abuse and Employment Policy seminar for The Substance Abuse Initiative of Greater Cleveland.

In conjunction with the United Labor Agency, the social service arm of organized labor in the Greater Cleveland Area, Judge Ferreri has planned and implemented an employment program for underprivileged inner city youth which matches youth who have come through his courtroom with Union apprenticeships in the Building Trades.


The Judge is a member of the Police and Fire Holy Name Society, the Citizens League of Greater Cleveland, the National Eagle Scout Association and was the 1984 recipient of the Mayor George V. Voinovich's Certificate of Appreciation for Economic and Community Development from the City of Cleveland. The Judge also participates in Moot Court Competition and speaks frequently on the subject of Juvenile Justice, Delinquency, Teen Gangs and Substance Abuse.



Peter M. Sikora: A graduate of St. Ignatius High School, Judge Sikora earned degrees from Cuyahoga Community College and Baldwin - Wallace College, Summa Cum Laude. He received his Juris Doctor from Case Western Reserve University School of Law.

Judge Sikora was appointed to the juvenile court bench in February, 1989. Previously, he was deputy director and general counsel, Ohio Department of Mental Retardation and Developmental Disabilities; deputy legal counsel to the Governor; and judicial law clerk, Ohio Court of Appeals - Eighth District.

While attending Case Western Reserve University School of Law, Judge Sikora was an associate and an associate editor of the school's Law Review. His article *Charitable Contributions of Public Utilities: Who Should Bear the Cost?* appeared in the winter issue of the 1980 Case Western Reserve Law Review.



3. Fiscal

CATEGORY	ADMINISTRATIVE	LEGAL	DETENTION CENTER	PROBATION	TOTAL
Personnel Services	\$2,420,165	\$2,056,258	\$2,529,778	\$2,284,659	\$ 9,678,254
Personnel Benefits	744,309	601,457	819,716	619,507	2,884,692
Commodities	115,006	1,257	184,145	784	301,533
Contractual and Professional Services	412,076	447,647	168,209	19,069	1,048,074
Controlled Services	3,062,225	-0-	609,323	-0-	3,935,697
Other Operating	3,042,335	85,576	55,490	99,630	3,342,338
Capital Outlays	<u>90,234</u>	<u>5,209</u>	<u>16,583</u>	<u>7,394</u>	<u>123,383</u>
TOTALS	\$9,886,353	\$3,197,406	\$4,383,247	\$3,032,045	\$21,314,000

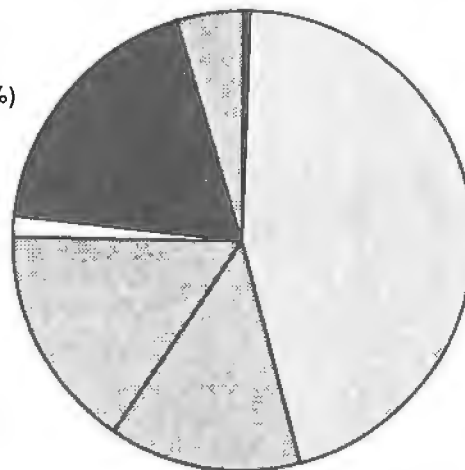
1989 EXPENDITURES

CONTRACTUAL & PROFESSIONAL SERVICES (4.9 %) CAPITAL OUTLAYS (0.6 %)

CONTROLLED SERVICES (18.5 %)

COMMODITIES (1.4 %)

OTHER OPERATING (15.7 %)



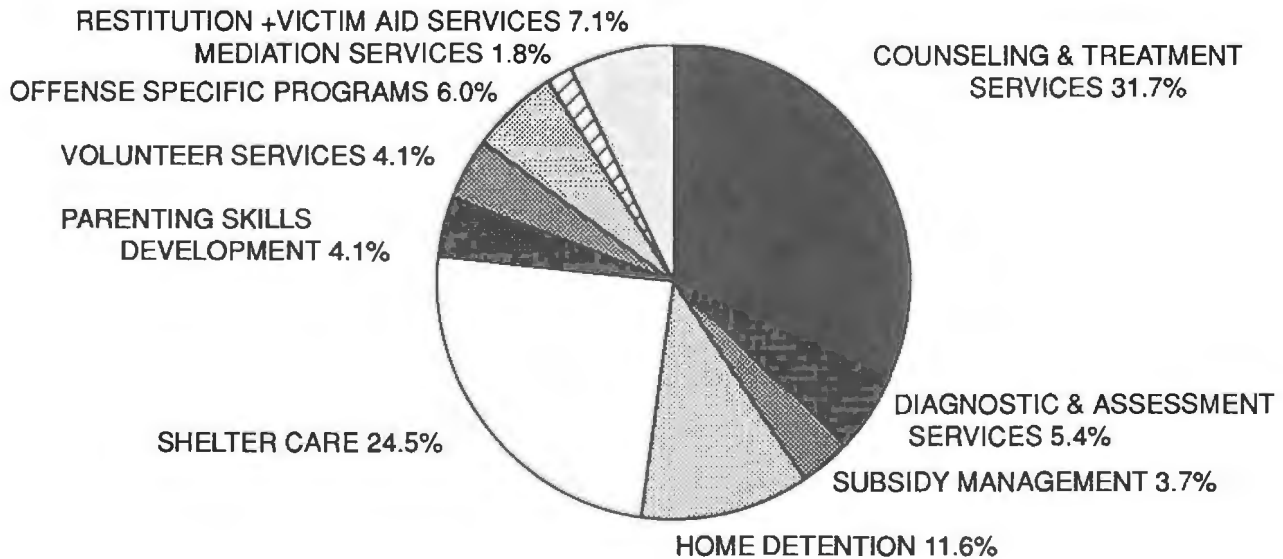
PERSONNEL SERVICES (45.4 %)


PERSONNEL BENEFITS (13.5 %)

**YOUTH SERVICE SUBSIDY
BY CATEGORY
JULY 1, 1989 - JUNE 30, 1990**

<u>CATEGORY</u>	<u>MONEY ALLOCATED</u>	<u>% OF TOTAL</u>
DIAGNOSTIC AND ASSESSMENT SERVICES	\$ 137,069	5.4
COUNSELING AND TREATMENT SERVICES	807,080	31.7
RESTITUTION AND VICTIM AID SERVICES	180,304	7.1
MEDIATION SERVICES	46,309	1.8
OFFENSE SPECIFIC PROGRAMS	153,200	6.0
VOLUNTEER SERVICES	105,730	4.1
PARENTING SKILLS DEVELOPMENT	104,949	4.1
SHELTER CARE	624,202	24.5
HOME DETENTION	292,061	11.6
<u>SUBSIDY MANAGEMENT</u>	<u>94,791</u>	<u>3.7</u>
GRAND TOTAL	\$2,545,695	100.0

**Money Allocated
by Percentage and Category**





4. Statistics

DRUGS, DEPENDENCY, NEGLECT AND ABUSE SOAR TO HIGHEST RECORD LEVEL


In 1989, a total of 970 drug offense cases were referred to the Court; 910 or 94% were filed officially and 60 were resolved at intake through meditation, warning letters, or informal hearings.

Of the 110 social planning areas in Cuyahoga County, residents from 15 areas were responsible for over 75% of the officially filed drug offenses. An additional 3% of official drug offenses were of residents who live outside the county.

DRUG OFFENSES BY PLANNING AREA

95 PLANNING AREAS
20.1%

OUTSIDE CUYAHOGA
COUNTY 3.3%



15 PLANNING AREAS
78.8%



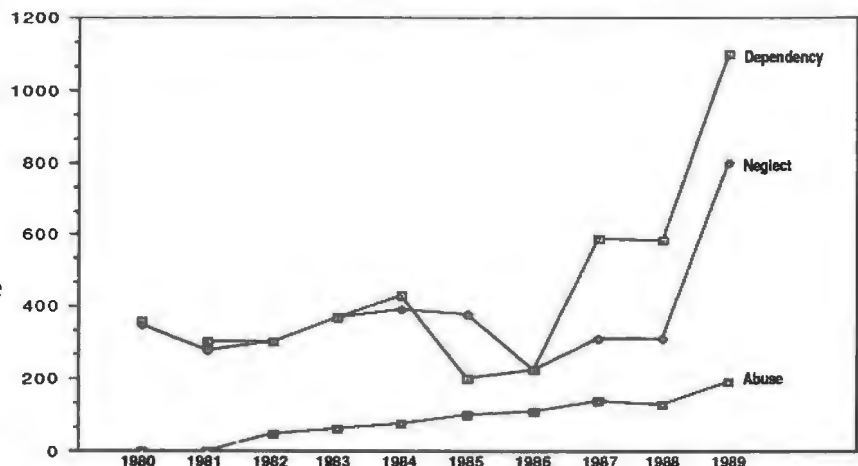
NUMBER OF CASES

Planning Area	Boys	Girls	Total Cases
Glenville	112	4	116
Hough	99	5	104
Central	67	2	69
Mount Pleasant	54	4	58
Union-Miles Park	54	0	54
Forest Hills	53	0	53
St. Clair-Superior	41	3	44
Corlett	35	1	36
Fairfax	33	0	33
East Cleveland	29	0	29
Kinsman	22	0	22
South Collinwood	20	2	22
Euclid-Green	20	0	20
Woodland Hills	19	1	20
<u>Euclid</u>	<u>17</u>	<u>0</u>	<u>17</u>
TOTAL	675	22	697

Abuse, neglect, and dependency cases totaled 2,066, an increase of 121% over 1988. Prior to 1987, the total annual number of these cases remained relatively constant with a high in 1984 of 902 cases and a low of 545 in 1986. In 1987, the number rose to 987, a rise of 81% over 1986. A slight decrease of 5% occurred in 1988, reducing the total to 936.

The 1,086 dependency cases filed in 1989 more than doubled the 1988 level. Neglect cases increased to 814, 158% over 1988. Abuse cases nearly doubled from 1988, to 166. Changes in the law may have contributed to the substantial increase in cases in 1989.

DEPENDENCY, NEGLECT AND ABUSE



Complaints - 1989 Compared with 1988

NEW COMPLAINTS - CHILDREN'S CASES

OFFICIAL CASES

Accepted for Court Action

Delinquency	<u>1989</u>	<u>1988</u>
Boys:	5,476	5,023
Girls:	<u>776</u>	<u>772</u>
TOTAL:	6,252	5,795

Unruly		
Boys:	865	932
Girls:	<u>780</u>	<u>861</u>
TOTAL:	1,645	1,793

Total Delinquency and Unruly

Boys:	6,341	5,955
Girls:	<u>1,556</u>	<u>1,633</u>
TOTAL:	7,897	7,588

RESOLVED AT INTAKE

Delinquency	<u>1989</u>	<u>1988</u>
Boys:	2,661	2,588
Girls:	<u>896</u>	<u>851</u>
TOTAL:	3,557	3,439

Unruly		
Boys:	1,002	896
Girls:	<u>642</u>	<u>636</u>
TOTAL:	1,644	1,532

Total Delinquency and Unruly

Boys:	3,663	3,484
Girls:	<u>1,538</u>	<u>1,487</u>
TOTAL:	5,201	4,971

ALL COMPLAINTS, BOTH OFFICIAL AND RESOLVED AT INTAKE

Delinquency	<u>1989</u>	<u>1988</u>
Boys:	8,137	7,611
Girls:	<u>1,672</u>	<u>1,623</u>
TOTAL:	9,809	9,234

Unruly		
Boys:	1,867	1,828
Girls:	<u>1,422</u>	<u>1,497</u>
TOTAL:	3,289	3,325

Total Delinquency and Unruly

Boys:	10,004	9,439
Girls:	<u>3,094</u>	<u>3,120</u>
TOTAL:	13,098	12,559

**NEW COMPLAINTS - CHILDREN'S CASES
OTHER CHILDREN'S CASES - TOTALS ONLY**

	<u>1989</u>	<u>1988</u>
Juvenile Traffic Offenders	12,671	11,927
Neglected Children's Cases	814	315
Dependent Children's Cases	1,086	535
Abused Children's Cases	166	86
Application to Determine Custody	193	98
Application for Approval of Permanent Surrender	4	0
Application for Consent to Marry	4	7
Writ of Habeas Corpus	16	16
Voluntary Custody Agreement	80	374
Other Children's Cases Accepted	65	52
Other Children's Cases Resolved at Intake	16	7

TOTAL CHILDREN'S CASES, NEW	28,213	25,976
------------------------------------	---------------	---------------

Alias Complaints, Children's Cases	2,504	2,263
Review of Custody Status:		
Temporary Custody Review	2,105	2,052
Permanent Custody Review	<u>514</u>	<u>459</u>
Total Custody Reviews	2,619	2,511

TOTAL CHILDREN'S CASES, NEW, ALIAS & REVIEWS	33,336	30,750
---	---------------	---------------

NEW COMPLAINTS - ADULT CASES

	<u>1989</u>	<u>1988</u>
Support and Custody	316	128
Contributing to Delinquency	4	6
Contributing to Unruly	38	37
Complaint to Establish Parent - Child Relationship	3,696	3,182
Certifications and Motions	30	21
Contempt of Court	12	20
Other Adult Cases, Resolved at Intake	68	35
Other Adult Cases	57	31

TOTAL ADULT CASES, NEW	4,221	3,460
-------------------------------	--------------	--------------

Alias Complaints, Adult Cases	682	1,189
-------------------------------	-----	-------

TOTAL ADULT CASES, NEW & ALIAS	4,903	4,649
---	--------------	--------------

GRAND TOTAL, CHILDREN & ADULT CASES	38,239	35,399
--	---------------	---------------

Files Not Processed at the End of the Year	404	428
--	-----	-----

GRAND TOTAL ALL CASES	38,643	35,827
----------------------------------	---------------	---------------

∞TABLE TWO∞

Dispositions Made in Official Delinquency and Unruly Cases in 1989

•DISPOSITIONS MADE•	DELINQUENT			UNRULY			Grand Total
	Boys	Girls	Total	Boys	Girls	Total	
Placed on Probation	1,381	213	1,594	398	365	763	2,357
Placed by Court in Residential Center	79	21	100	34	29	63	163
Placed by Department of Human Services	7	4	11	1	1	2	13
Returned to Placement	7	1	8	1	0	1	9
Parental Supervision	440	105	545	30	37	67	612
Temporary Care and Custody, Department of Human Services	53	20	73	14	31	45	118
Supervision of Department of Human Services	22	18	40	8	16	24	64
Committed to Ohio Department of Youth Services	441	31	472	0	0	0	472
Returned to Ohio Development of Youth Services	3	0	3	0	0	0	3
Committed to Youth Development Center, Cuyahoga County	151	50	201	9	11	20	221
Returned to Youth Development Center, Cuyahoga County	1	1	2	0	0	0	2
Supervision of ODYS & YDC Aftercare	56	21	77	3	1	4	81
Bound Over to Criminal Division	51	0	51	0	0	0	51
Transferred to Other Juvenile Courts	46	9	55	2	2	4	59
Dismissed	540	109	649	90	83	173	822
Nollied	276	22	298	7	2	9	307
Withdrawn	44	14	58	16	21	37	95
Order Made in Other Case	1,360	104	1,464	242	126	368	1,832
Early Release from ODYS — Granted	91	10	101	0	0	0	101
Early Release from ODYS — Denied	243	26	269	0	0	0	269
Other Dispositions	163	16	179	21	20	41	220
Total Dispositions	5,455	795	6,250	876	745	1,621	7,871

∞TABLE THREE∞

Sources of Complaints by Intake Action - 1989

<u>SOURCE OF COMPLAINTS</u>	<u>Official</u>			<u>Resolved at Intake</u>			<u>Total Cases</u>		<u>Grand</u>
	<u>Delinquent</u>	<u>Unruly</u>	<u>Total</u>	<u>Delinquent</u>	<u>Unruly</u>	<u>Total</u>	<u>Delinquent</u>	<u>Unruly</u>	<u>Total</u>
Cleveland Police Department	3,057	0	3,057	572	25	597	3,629	25	3,654
Suburban Police Departments	1,817	19	1,836	1,575	462	2,037	3,392	481	3,873
Other Police Departments	47	0	47	117	16	133	164	16	180
Railroad Security	22	0	22	105	2	107	127	2	129
Store Security	226	1	227	819	2	821	1,045	3	1,048
Other Juvenile Courts	153	8	161	46	12	58	199	20	219
Probation Officers	0	107	107	0	4	4	0	111	111
Detention Center	53	2	55	0	0	0	53	2	55
Cleveland Board of Education	243	371	614	13	48	61	256	419	675
Suburban Boards of Education	42	219	261	16	167	183	58	386	444
Department of Human Services	45	77	122	5	9	14	50	86	136
Private Social Agencies	9	0	9	0	0	0	9	0	9
Youth Development Center	30	3	33	0	0	0	30	3	33
Ohio Department of Youth Services	9	1	10	0	0	0	9	1	10
Citizens	209	4	213	253	9	262	462	13	475
Parents	251	818	1,069	27	887	914	278	1,705	1,983
Other Sources	39	15	54	9	1	10	48	16	64
GRAND TOTAL	6,252	1,645	7,897	3,557	1,644	5,201	9,809	3,289	13,098

∞TABLE FOUR∞
Complaint Type Filed by Area of Residence, Official — 1989
City of Cleveland

Boys Statistical Planning Area	Arson	Assault	Burg.	Disorderly Conduct	Drugs	Homic.	R.S.P.	Robbery	Sex	Theft	Tresp.	Vand.	Weapon	Other Del.	TOTAL •DEL. •	Incorr.	Truancy	Curfew	TOTAL •UNRULY •	GRAND •TOTAL •
Archwood-Denison	0	9	3	1	5	1	8	2	3	12	0	8	1	0	53	6	4	0	10	63
Buckeye-Shaker	0	10	3	1	6	0	13	5	1	8	3	2	2	4	58	5	1	0	6	64
Central	0	44	14	10	67	1	41	11	8	19	1	11	9	10	246	23	14	0	37	283
Clark-Fulton	2	28	17	4	7	0	33	6	3	29	8	11	8	7	163	34	22	0	56	219
Corlett	0	26	6	5	35	1	31	6	2	10	5	2	6	3	138	12	8	0	20	158
Cudell	0	9	6	2	4	0	33	2	0	10	0	5	1	2	74	10	2	0	12	86
Detroit-Shoreway/ Near West Side	2	12	34	2	2	0	30	7	2	23	7	12	5	11	149	21	10	0	31	180
Downtown	0	4	1	0	10	0	9	2	1	7	1	0	2	0	37	1	0	0	1	38
Edgewater	0	1	2	0	1	0	5	2	0	5	1	3	3	1	24	3	1	0	4	28
Euclid-Green	0	7	2	1	20	2	8	6	0	8	1	4	2	1	62	3	1	0	4	66
Fairfax	0	12	2	2	33	0	38	5	1	16	0	11	5	5	130	6	6	0	12	142
Forest Hills	1	26	5	10	53	0	32	9	7	17	5	8	5	10	188	16	4	0	20	208
Glenville	0	35	20	12	112	1	64	11	3	26	8	20	13	8	333	16	11	0	27	360
Hough	0	30	6	5	99	0	76	7	2	26	9	6	7	16	289	18	0	0	18	307
Industrial Valley	0	4	4	0	1	0	9	5	0	0	1	3	0	2	29	3	1	0	4	33
Jefferson	0	1	7	1	1	0	16	0	1	10	3	5	0	0	45	4	2	0	6	51
Kamms Corner	0	4	2	0	1	0	3	1	1	3	0	0	1	0	16	3	1	0	4	20
Kinsman	0	11	5	0	22	1	31	5	1	13	1	4	2	1	97	8	6	0	14	111
Lee-Miles	0	9	1	1	7	0	15	12	1	18	1	4	0	2	71	6	2	0	8	79
Mt. Pleasant	1	38	10	3	54	0	47	8	7	20	9	6	12	15	230	27	7	0	34	264
North Broadway	0	19	9	3	6	0	9	4	2	17	1	5	1	4	80	4	6	0	10	90
North Collinwood	0	11	3	0	2	0	15	1	3	6	1	3	1	4	50	5	3	0	8	58
Ohio City/Near West Side	1	25	12	7	14	0	20	11	0	16	2	20	3	10	141	19	5	0	24	165
Old Brooklyn	4	10	9	6	4	0	2	6	5	11	1	4	1	3	66	6	3	0	9	75
Payne/Kirtland Park	1	13	10	4	7	2	9	0	2	20	1	4	3	1	77	12	2	0	14	91
Puritus/Longnead	0	9	5	2	4	0	25	0	1	14	1	4	4	0	69	7	6	0	13	82
Riverside	0	6	1	1	1	0	8	3	1	4	0	1	0	0	26	1	1	0	2	28
South Collinwood	2	21	1	5	20	1	11	1	4	7	2	1	4	2	82	5	5	1	11	93
South Broadway	1	19	21	1	1	0	24	6	5	20	0	5	1	5	109	13	15	0	28	137
St. Clair/Superior	1	18	3	4	41	0	18	2	3	9	5	3	2	8	117	7	2	0	9	126
Tremont	0	14	14	2	11	0	21	3	3	9	1	7	3	1	89	12	7	0	19	108
Union/Miles Park	1	21	11	2	54	0	47	15	2	28	3	1	4	10	199	21	6	0	27	226
University	0	2	0	1	3	0	4	0	1	1	0	1	2	2	17	7	0	0	7	24
West Boulevard	0	13	11	1	7	0	21	8	2	9	2	6	2	2	84	16	12	0	28	112
Woodland Hills	0	20	10	0	19	0	46	10	4	17	2	4	6	4	142	10	4	0	14	156
City of Cleveland — Total Boys	17	541	270	99	734	10	822	182	82	468	86	194	121	154	3,780	370	180	1	551	4,331

∞TABLE FOUR∞
Complaint Type Filed by Area of Residence, Official — 1989
 • City of Cleveland •

Girls Statistical Planning Area	Disorderly																		Other Del.	TOTAL •DEL. •	Incorr.	Truancy	Curfew	TOTAL •UNRULY •	GRAND •TOTAL •
	Arson	Assault	Burg.	Conduct	Drugs	Homic.	R.S.P.	Robbery	Sex	Theft	Tresp.	Vand.	Weapon	Del.	•DEL. •	Incorr.	Truancy	Curfew							
Archwood-Denison	0	3	0	2	1	0	0	0	0	2	0	1	0	0	9	13	1	0	14	23					
Buckeye-Shaker	0	2	0	0	1	0	2	1	0	1	1	1	0	0	9	3	0	0	3	12					
Central	0	5	1	0	2	0	1	0	7	5	1	4	1	3	30	15	9	0	24	54					
Clark-Fulton	0	13	0	1	0	0	7	1	0	4	1	3	1	2	33	15	13	0	28	61					
Corlett	0	10	0	0	1	0	1	0	0	4	1	0	0	0	17	14	3	0	17	34					
Cudell	0	1	3	0	0	0	0	0	0	2	0	0	0	0	6	3	4	0	7	13					
Detroit-Shoreway/ Near West Side	0	9	2	1	0	0	5	0	0	6	1	0	1	5	30	21	7	1	29	59					
Downtown	0	0	0	0	0	0	2	0	0	3	0	0	0	0	5	3	1	0	4	9					
Edgewater	0	0	1	0	0	0	0	1	1	2	0	0	0	1	6	3	2	0	5	11					
Euclid-Green	0	1	0	0	0	0	1	0	0	7	0	0	0	2	11	7	0	0	7	18					
Fairfax	0	5	1	0	0	0	1	0	0	3	1	1	0	1	13	11	5	0	16	29					
Forest Hills	0	2	0	1	0	0	3	1	0	2	1	1	1	0	12	7	6	0	13	25					
Glenville	1	10	0	1	4	2	7	3	1	15	2	3	1	3	53	14	9	0	23	76					
Hough	0	3	0	1	5	0	2	1	0	3	1	0	0	1	17	23	5	0	28	45					
Industrial Valley	0	1	0	0	1	0	0	0	0	1	1	0	0	0	4	3	2	0	5	9					
Jefferson	0	2	0	0	0	0	2	0	0	4	1	0	0	0	9	7	2	0	9	18					
Kamms Corner	0	1	0	0	0	0	0	0	0	0	0	0	0	0	1	3	2	0	5	6					
Kinsman	0	4	0	1	0	0	5	0	0	3	0	1	2	0	16	16	5	0	21	37					
Lee-Miles	0	1	0	0	1	0	1	0	0	0	0	1	0	1	5	8	0	0	8	13					
Mt. Pleasant	0	13	1	0	4	0	2	0	0	3	0	1	1	5	30	18	4	0	22	52					
North Broadway	0	3	1	0	1	0	2	0	0	0	0	0	0	2	9	11	4	0	15	24					
North Collinwood	0	4	2	0	2	0	0	0	0	3	0	0	0	0	11	1	3	0	4	15					
Ohio City/ Near West Side	0	5	1	1	1	0	3	0	0	2	3	2	0	0	18	17	5	0	22	40					
Old Brooklyn	0	7	0	1	0	0	0	0	0	0	0	0	0	0	8	7	2	0	9	17					
Payne/Kirtland Park	0	10	1	2	2	0	1	0	0	2	0	3	0	7	28	18	1	0	19	47					
Puritus/Longmead	0	3	0	0	0	0	5	0	0	1	1	1	0	1	12	10	2	0	12	24					
Riverside	0	1	0	0	0	0	0	0	0	1	0	0	0	0	2	2	6	0	8	10					
South Broadway	0	5	1	1	1	0	4	1	0	2	0	0	1	0	16	16	9	0	25	41					
South Collinwood	0	4	0	5	2	0	2	0	0	5	0	1	0	3	22	16	3	0	19	41					
St. Clair/Superior	0	1	2	0	3	0	0	2	0	1	0	1	0	2	12	13	1	0	14	26					
Tremont	0	8	0	0	0	0	0	0	0	0	0	0	0	1	9	8	7	0	15	24					
Union/Miles Park	0	5	0	2	0	0	4	2	0	3	0	0	0	0	16	21	10	0	31	47					
University	0	1	0	0	1	0	0	1	0	1	1	0	0	1	6	6	1	0	7	13					
West Boulevard	1	7	1	0	1	0	2	0	0	6	0	0	0	8	26	33	7	0	40	66					
Woodland Hills	0	4	0	0	1	0	3	1	0	3	1	0	0	1	14	5	6	0	11	25					
City of Cleveland — Total Girls	2	154	18	20	35	2	68	15	9	100	18	25	9	50	525	391	147	1	539	1,064					
Total-Cleveland (Boys and Girls)	19	695	288	119	769	12	890	197	91	568	104	219	130	204	4,305	761	327	2	1,090	5,395					

∞TABLE FOUR∞
Complaint Type Filed by Area of Residence, Official — 1989

Boys — (Continued) Statistical Planning Area	Suburbs																	TOTAL •UNRULY•	GRAND •TOTAL•	
	Arson	Assault	Burg.	Disorderly Conduct	Drugs	Homic.	R.S.P.	Robbery	Sex	Theft	Tresp.	Vand.	Weapon	Other Del.	TOTAL •DEL.•	Incorr.	Truancy			Curfew
Mayfield Hts.	0	3	1	0	1	0	1	0	0	5	0	1	0	1	13	3	0	0	3	16
Mayfield	0	1	0	0	0	0	0	0	0	0	0	0	0	0	1	0	0	0	0	1
Middleburg Hts.	0	6	2	1	1	0	0	0	0	4	0	3	0	1	18	1	2	0	3	21
Moreland Hills	0	0	0	0	0	0	0	0	0	0	1	0	0	0	1	0	0	0	0	1
Newburg Hts.	0	0	0	0	0	0	0	1	0	0	0	1	0	1	3	0	2	0	2	5
North Olmsted	0	7	3	3	2	0	0	1	0	18	1	10	0	0	45	8	2	0	10	55
North Randall	0	0	0	0	0	0	0	0	0	0	0	0	0	0	0	0	0	0	0	0
North Royalton	0	1	0	0	0	0	0	1	0	8	2	0	0	2	14	1	0	0	1	15
Oakwood	0	0	0	0	0	0	0	0	0	3	0	0	0	0	3	0	0	0	0	3
Olmsted Falls	1	3	3	0	2	0	0	0	0	2	0	2	0	2	15	0	1	0	1	16
Olmsted Township	1	1	0	0	0	0	0	0	0	4	0	2	0	0	8	0	1	0	1	9
Orange	0	0	0	0	0	0	0	0	0	2	0	0	0	0	2	1	1	0	2	4
•Parma — Total•	3	11	12	2	1	0	2	1	2	25	1	3	2	6	71	16	10	0	26	97
Parma/Big Creek	1	3	4	1	1	0	1	0	0	11	1	1	0	0	24	5	4	0	9	33
Parma/Broadview/Thoreau Pk	2	3	3	0	0	0	0	1	0	3	0	2	1	0	15	5	1	0	6	21
Parma/Dentzler/Green Valley	0	1	0	0	0	0	0	0	0	1	0	0	1	1	4	4	2	0	6	10
Parma/Ridgewood Lake	0	3	5	1	0	0	0	0	1	8	0	0	0	4	22	1	2	0	3	25
Parma/W. Pleasant Valley	0	1	0	0	0	0	1	0	1	2	0	0	0	1	6	1	1	0	2	8
Parma Hts.	0	4	1	0	0	0	0	0	1	6	0	3	0	0	15	1	1	0	2	17
Pepper Pike	0	1	0	1	0	0	0	0	0	0	0	0	0	0	2	2	0	0	2	4
Richmond Hts.	0	3	1	6	0	0	1	0	0	1	0	0	0	0	12	1	0	0	1	13
Rocky River	0	3	1	2	1	0	2	1	0	4	2	2	0	0	18	1	0	0	1	19
Seven Hills	0	1	1	0	0	0	0	0	0	0	0	0	0	0	2	0	0	0	0	2
•Shaker Hts. — Total•	0	14	1	1	5	0	5	1	1	20	1	6	1	2	58	3	0	0	3	61
Shaker Hts./Boulevard/Mercer	0	12	0	1	3	0	1	1	1	10	0	4	1	1	35	2	0	0	2	37
Shaker Hts./Onaway/Sussex	0	2	1	0	2	0	4	0	0	10	1	2	0	1	23	1	0	0	1	24
Solon	0	3	2	0	1	0	1	0	0	8	0	0	0	2	17	2	0	0	2	19
South Euclid	0	5	5	1	0	0	1	1	0	2	1	0	0	0	16	1	2	0	3	19
Strongsville	1	5	4	1	1	0	0	2	0	12	0	2	0	3	31	4	2	0	6	37
University Hts.	1	5	0	5	0	0	0	0	1	10	3	0	0	1	26	0	0	0	0	26
Valley View	0	0	0	0	0	0	0	0	0	0	0	0	0	0	0	0	0	0	0	0
Walton Hills	0	2	0	0	1	0	0	1	0	0	0	0	0	0	4	1	0	0	1	5
Warrensville Hts.	0	11	10	1	5	0	7	1	3	17	0	5	2	12	74	5	1	0	6	80
Warrensville Twncshp.	0	1	0	0	1	0	1	0	1	1	0	0	0	1	6	0	0	0	0	6
Westlake	0	6	8	2	2	0	1	0	0	4	0	1	0	2	26	0	2	1	3	29
Woodmere	0	1	0	0	0	0	0	0	0	0	0	0	0	0	1	0	0	0	0	1
Boys' - Total - Suburbs	17	259	151	89	106	0	149	43	43	397	77	106	30	93	1,560	163	126	13	302	1,862
Out of County	1	13	11	11	28	1	17	5	3	19	4	7	5	9	134	7	4	0	11	145
S.P.A. Unknown	1	0	0	1	0	0	0	0	0	0	0	0	0	0	2	0	1	0	1	3
Boys' Total City of Cleveland	17	541	270	99	734	10	822	182	82	468	86	194	121	154	3,780	370	180	1	551	4,331
BOYS' GRAND TOTAL	36	813	432	200	868	11	988	230	128	884	167	307	156	256	5,476	540	311	14	865	6,341

∞TABLE FOUR∞
Complaint Type Filed by Area of Residence, Official — 1989

Girls Statistical Planning Area	Suburbs														TOTAL •DEL.∞	Incorr.	Truancy	Curfew	TOTAL •UNRULY∞	GRAND •TOTAL∞
	Arson	Assault	Burg.	Disorderly Conduct	Drugs	Homic.	R.S.P.	Robbery	Sex	Theft	Tresp.	Vand.	Weapon	Other Del.						
Bay Village	0	1	0	1	0	0	0	0	0	0	0	0	0	1	3	3	1	0	4	7
Beachwood	0	0	0	0	0	0	0	0	0	0	0	0	0	0	0	0	0	0	0	0
Bedford	0	0	0	0	0	0	0	0	1	0	0	0	0	0	1	3	0	0	3	4
Bedford Hts.	0	3	0	1	0	0	0	0	2	0	0	0	0	0	6	2	0	0	2	8
Bentleyville	0	0	0	0	0	0	0	0	0	0	0	0	0	0	0	0	0	0	0	0
Berea	0	1	0	0	0	0	0	0	2	0	0	0	0	0	3	3	0	0	3	6
Bratenahl	0	0	0	0	0	0	0	0	0	0	0	0	0	0	0	0	0	0	0	0
Brecksville	0	1	0	0	0	0	0	0	1	0	0	0	0	0	2	0	0	0	0	0
Broadview Hts.	0	0	0	0	0	0	0	0	0	0	0	0	0	0	0	0	0	0	0	2
Brooklyn	0	0	1	0	0	0	0	0	0	1	0	0	3	5	0	2	0	2	7	0
Brooklyn Hts.	0	0	0	0	0	0	0	0	0	0	0	0	0	0	0	0	0	0	0	0
Brookpark	0	1	0	1	0	0	0	0	2	0	0	0	1	5	6	5	0	11	16	0
Chagrin Falls	0	0	0	0	0	0	0	0	0	1	0	0	0	1	2	0	0	2	3	0
Chagrin Falls Township	0	0	0	0	0	0	0	0	0	0	0	0	0	0	0	0	0	0	0	0
Cleveland Hts.- Total	0	7	0	1	2	0	2	6	4	15	2	0	4	43	19	5	0	24	67	0
Cleve. Hts. / North	0	7	0	1	1	0	2	6	4	13	2	0	3	39	18	5	0	23	62	0
Cleve. Hts. / South East	0	0	0	0	0	0	0	0	1	0	0	0	0	1	0	0	0	0	1	0
Cleve. Hts. / South West	0	0	0	0	1	0	0	0	1	0	0	0	1	3	1	0	0	1	4	0
Cuyahoga Hts.	0	0	0	0	0	0	0	0	0	0	0	0	0	0	0	0	0	0	0	0
East Cleveland - Total	0	4	0	2	0	0	3	0	0	13	1	2	3	28	20	29	0	49	77	0
E. Cleve.-Chambers/Mayfair	0	3	0	2	0	0	2	0	0	7	0	1	0	17	14	24	0	36	55	0
E. Cleve.-Oakhill/Nela Park	0	1	0	0	0	0	0	0	2	1	1	0	1	6	1	3	0	4	10	0
E. Cleve.-Superior Hill/Rozelle	0	0	0	0	0	0	1	0	0	4	0	0	0	5	5	2	0	7	12	0
Euclid - Total	0	1	1	0	0	0	1	0	0	1	3	1	2	10	13	2	0	15	25	0
Euclid/Edgecliff	0	1	1	0	0	0	1	0	0	1	1	1	0	8	6	0	0	6	14	0
Euclid/Euclid Creek	0	0	0	0	0	0	0	0	0	2	0	0	0	2	3	2	0	5	7	0
Euclid/Lake Shore	0	0	0	0	0	0	0	0	0	0	0	0	0	0	4	0	0	4	4	0
Fairview Park	0	0	1	0	0	0	0	0	1	2	0	0	0	4	4	0	0	4	8	0
Garfield Hts. - Total	0	1	2	0	1	0	2	0	0	5	0	0	0	11	4	9	0	13	24	0
Gar. Hts./Elmwood/Maple Leaf	0	0	2	0	0	0	2	0	0	5	0	0	0	9	4	6	0	10	19	0
Garfield Hts./Garfield Park	0	1	0	0	1	0	0	0	0	0	0	0	0	2	0	3	0	3	5	0
Gates Mills	0	0	0	0	0	0	0	0	0	0	0	0	0	0	0	0	0	0	0	0
Glenwillow	0	0	0	0	0	0	0	0	0	0	0	0	0	0	0	0	0	0	0	0
Highland Hts.	0	0	0	0	0	0	0	0	0	0	0	0	0	0	0	0	0	0	0	0
Hunting Valley	0	0	0	0	0	0	0	0	0	0	0	0	0	0	0	0	0	0	0	0
Independence	1	6	0	0	0	0	0	0	0	0	1	0	2	10	2	0	0	2	12	0
Lakewood - Total	0	2	1	0	0	0	1	1	0	6	0	0	4	15	19	11	0	30	45	0
Lakewood/Clifton Park	0	0	0	0	0	0	0	0	1	0	0	0	0	1	4	3	0	7	8	0
Lakewood/Gold Coast	0	1	0	0	0	0	1	0	0	0	0	0	0	2	5	0	0	5	7	0
Lakewood/Madison Park	0	1	1	0	0	0	0	0	4	0	0	0	3	9	10	4	0	14	23	0
Lakewood/Riverside/Hillard	0	0	0	0	0	0	0	1	0	1	0	0	1	3	0	4	0	4	7	0
Linddale	0	0	0	0	0	0	0	0	0	0	0	0	0	0	0	0	0	0	0	0
Lyndhurst	0	0	0	0	0	0	0	0	0	0	0	0	1	1	2	0	0	2	3	0
Maple Hts. - Total	0	6	0	1	0	0	0	0	0	6	1	0	0	14	4	3	0	7	21	0
Maple Hts./Dunham/Rockside	0	1	0	0	0	0	0	0	0	0	0	0	0	1	2	0	0	2	3	0
Maple Hts./Strafford/Raymond	0	5	0	1	0	0	0	0	0	6	1	0	0	13	2	3	0	5	18	0

∞TABLE FOUR∞
Complaint Type Filed by Area of Residence, Official — 1989

Boys Statistical Planning Area	Suburbs													Other Del.	TOTAL •DEL.∞	Incorr.	Truancy	Curfew	TOTAL •UNRULY∞	GRAND •TOTAL∞
	Arson	Assault	Burg.	Disorderly Conduct	Drugs	Homic.	R.S.P.	Robbery	Sex	Theft	Tresp.	Vand.	Weapon							
Bay Village	0	2	4	1	1	0	2	0	1	4	0	3	0	1	19	2	3	0	5	24
Beachwood	0	3	0	0	0	0	0	0	0	1	0	4	0	0	8	1	0	1	2	10
Bedford	0	0	3	2	1	0	1	0	1	2	0	1	0	0	11	1	5	0	6	17
Bedford Hts.	1	1	2	1	5	0	3	0	0	3	0	0	0	2	18	2	2	0	4	22
Bentleyville	0	0	0	0	0	0	0	0	0	0	0	0	0	0	0	0	0	0	0	0
Berea	0	8	3	4	0	0	8	0	2	12	0	5	0	1	43	6	0	0	6	49
Bratenahl	0	0	1	0	0	0	0	0	0	0	0	0	0	0	1	0	0	0	0	1
Brecksville	0	2	2	3	0	0	1	0	1	4	1	2	0	1	17	1	0	0	1	18
Broadview Hts.	0	3	0	1	0	0	1	0	1	4	3	0	0	2	15	2	0	1	3	18
Brooklyn	0	2	2	0	1	0	3	0	0	3	2	0	0	1	14	1	2	0	3	17
Brooklyn Hts.	0	0	0	0	0	0	0	0	0	0	0	0	0	0	0	0	0	0	0	0
Brookpark	0	7	4	3	1	0	6	1	1	14	1	2	1	4	45	5	3	0	8	53
Chagrin Falls	0	2	0	0	0	0	0	0	1	3	0	6	0	0	12	1	1	0	2	14
Chagrin Falls Township	0	0	0	0	0	0	0	0	0	0	0	0	0	0	0	0	1	0	1	1
•Cleveland Hts.-Total•	6	50	26	17	6	0	37	14	7	45	21	7	12	17	265	20	14	7	41	306
Cleve. Hts. / North	6	39	21	12	1	0	28	11	7	34	17	5	8	13	202	15	13	5	33	235
Cleve. Hts. / South East	0	3	3	2	4	0	3	1	0	6	3	1	3	2	31	3	1	2	6	37
Cleve. Hts. / South West	0	8	2	3	1	0	6	2	0	5	1	1	1	2	32	2	0	0	2	34
Cuyahoga Hts.	0	0	1	0	0	0	0	0	0	0	0	0	0	0	1	0	0	0	0	1
•East Cleveland - Total•	3	28	18	14	29	0	31	7	6	46	12	3	6	8	211	25	36	3	64	275
E. Cleve.-Chambers/Mayfair	3	20	13	11	16	0	27	5	5	36	8	2	4	6	156	22	30	3	55	211
E. Cleve.-Oakhill/Nela Park	0	2	0	0	8	0	3	0	0	5	2	1	1	2	24	2	3	0	5	29
E. Cleve.-Superior Hill/Rozelle	0	6	5	3	5	0	1	2	1	5	2	0	1	0	31	1	3	0	4	35
•Euclid - Total•	0	15	3	6	17	0	16	0	5	25	4	10	2	5	108	9	3	0	12	120
Euclid/Edgecliff	0	5	1	3	5	0	4	0	1	9	2	5	0	1	36	5	2	0	7	43
Euclid/Euclid Creek	0	9	0	3	12	0	12	0	4	10	1	3	2	4	60	4	1	0	5	65
Euclid/Lake Shore	0	1	2	0	0	0	0	0	0	6	1	2	0	0	12	0	0	0	0	12
Fairview Park	0	3	0	0	0	0	1	0	0	0	0	1	0	1	6	0	0	0	0	6
•Garfield Hts. - Total•	0	11	8	1	7	0	5	3	1	15	2	2	0	1	56	6	5	0	11	67
Gar. Hts./Elmwood/Maple Leaf	0	4	2	0	4	0	2	2	0	6	1	1	0	0	22	4	4	0	8	30
Garfield Hts./Garfield Park	0	7	6	1	3	0	3	1	1	9	1	1	0	1	34	2	1	0	3	37
Gates Mills	0	0	0	0	0	0	0	0	0	1	0	0	0	0	1	0	0	0	0	1
Glenwillow	0	0	1	0	0	0	0	0	0	1	0	0	0	0	2	0	0	0	0	2
Highland Hts.	0	0	0	1	0	0	2	0	0	2	0	0	0	0	5	0	0	0	0	5
Hunting Valley	0	0	0	0	0	0	0	0	0	0	0	0	0	0	0	0	0	0	0	0
Independence	0	0	0	0	0	0	0	0	0	2	0	0	0	0	2	0	0	0	0	2
•Lakewood - Total•	0	16	13	5	8	0	6	5	1	41	7	14	3	9	128	17	16	0	33	161
Lakewood/Clifton Park	0	6	6	1	2	0	5	0	1	10	1	3	1	1	37	4	0	0	8	45
Lakewood/Gold Coast	0	5	2	0	1	0	0	0	0	9	3	2	0	4	26	4	1	0	5	31
Lakewood/Madison Park	0	4	3	3	2	0	1	3	0	11	1	2	0	1	31	7	7	0	14	45
Lakewood/Riverside/Hilliard	0	1	2	1	3	0	0	2	0	11	2	7	2	3	34	2	4	0	6	40
Linndale	0	0	0	0	0	0	0	0	1	0	0	0	0	0	1	0	0	0	0	1
Lyndhurst	0	0	2	3	0	0	0	0	0	2	2	1	0	2	12	0	0	0	0	12
•Maple Hts. - Total•	0	8	3	1	6	0	4	2	5	11	10	4	1	2	57	13	8	0	21	78
Maple Hts./Dunham/Rockside	0	5	0	1	3	0	2	1	0	5	1	1	0	0	19	3	1	0	4	23
Maple Hts./Strafford/Raymond	0	3	3	0	3	0	2	1	5	6	9	3	1	2	38	10	7	0	17	55

∞TABLE FOUR∞
Complaint Type Filed by Area of Residence, Official — 1989

Girls — (Continued) Statistical Planning Area	Suburbs																		TOTAL •UNRULY•	GRAND •TOTAL•
	Arson	Assault	Burg.	Disorderly Conduct	Drugs	Homic.	R.S.P.	Robbery	Sex	Theft	Tresp.	Vand.	Weapon	Other Del.	TOTAL •DEL.•	Incorr.	Truancy	Curfew		
Mayfield Hts.	0	0	0	0	1	0	0	0	0	1	0	0	0	0	2	1	0	0	1	3
Mayfield	0	0	0	0	0	0	0	0	0	0	0	0	0	0	0	0	0	0	0	0
Middleburg Hts.	0	0	0	0	0	0	0	0	1	0	0	0	0	1	0	1	0	1	2	
Moreland Hills	0	0	0	0	0	0	0	0	0	0	0	0	0	0	0	0	0	0	0	
Newburg Hts.	0	0	0	0	1	0	0	0	0	0	0	0	0	1	0	0	0	0	1	
North Olmsted	0	1	2	0	0	0	1	0	0	7	0	0	0	2	13	8	3	0	11	24
North Randall	0	0	0	0	0	0	0	0	0	0	0	0	0	0	0	0	0	0	0	0
North Royalton	0	1	0	0	0	0	0	0	0	0	0	0	0	1	0	0	0	0	0	1
Oakwood	0	0	0	0	0	0	0	0	0	0	0	0	0	0	1	0	0	1	1	1
Olmsted Falls	0	0	0	0	0	0	0	0	0	0	0	0	1	1	0	0	0	0	0	1
Olmsted Township	0	0	2	0	0	0	0	0	0	1	0	0	0	2	5	2	0	0	2	7
Orange	0	0	0	0	0	0	0	0	0	0	0	0	0	0	0	0	0	0	0	0
•Parma — Total•	0	1	1	0	0	0	3	0	0	6	0	0	1	1	13	11	6	0	17	30
Parma/Big Creek	0	1	1	0	0	0	0	0	0	2	0	0	0	1	5	4	2	0	6	11
Parma/Broadview/Thoreau Pk.	0	0	0	0	0	0	1	0	0	2	0	0	0	0	3	2	2	0	4	7
Parma/Dentzler/Green Valley	0	0	0	0	0	0	0	0	0	0	0	1	0	1	2	0	0	0	2	3
Parma/Ridgewood Lake	0	0	0	0	0	0	0	0	0	0	0	0	0	0	1	0	0	1	1	1
Parma/W. Pleasant Valley	0	0	0	0	0	0	2	0	0	2	0	0	0	0	4	2	2	0	4	8
Parma Hts.	0	1	0	0	0	0	0	0	0	1	0	0	0	0	2	1	0	0	1	3
Pepper Pike	0	0	0	0	0	0	0	0	0	1	0	0	0	0	1	0	0	0	0	1
Richmond Hts.	0	0	0	0	0	0	0	0	0	2	0	0	0	0	2	2	0	0	2	4
Rocky River	0	0	0	0	0	0	0	0	0	0	0	0	0	0	0	0	3	0	3	3
Seven Hills	0	0	0	0	0	0	0	0	0	0	0	0	0	0	0	0	0	0	0	0
•Shaker Hts. — Total•	0	2	0	0	0	0	0	0	0	3	0	0	0	0	5	5	0	0	5	10
Shaker Hts./Boulevard/Mercer	0	2	0	0	0	0	0	0	0	3	0	0	0	0	5	1	0	0	1	6
Shaker Hts./Onaway/Sussex	0	0	0	0	0	0	0	0	0	0	0	0	0	0	0	4	0	0	4	4
Solon	0	1	0	0	0	0	0	0	0	1	0	0	0	0	2	2	1	0	3	5
South Euclid	0	0	0	0	0	0	0	0	0	3	1	0	0	0	4	0	1	0	1	5
Strongsville	0	1	0	0	0	0	0	0	0	1	0	0	0	1	3	3	2	0	5	8
University Hts.	0	3	0	0	0	0	0	0	0	0	0	0	0	1	4	1	1	0	2	6
Valley View	0	0	0	0	0	0	0	0	0	0	0	0	0	0	0	0	0	0	0	0
Walton Hills	0	0	0	0	0	0	0	0	0	0	0	0	0	0	0	0	0	0	0	0
Warrensville Hts.	0	0	0	0	0	0	0	0	0	3	0	0	0	0	3	2	0	0	2	5
Warrensville Township	0	0	0	0	0	0	0	0	0	0	0	0	0	0	0	0	0	0	0	0
Westlake	0	0	0	0	0	0	0	0	1	1	0	1	0	0	3	1	2	0	3	6
Woodmere	0	0	0	0	0	0	0	0	0	0	0	0	0	0	0	0	0	0	0	0
Girls' - Total - Suburbs	1	45	11	7	5	0	13	7	6	82	15	6	1	29	228	146	87	0	233	461
Out of County	0	0	0	1	2	0	2	0	2	10	0	0	0	6	23	5	3	0	8	31
S.P.A. Unknown	0	0	0	0	0	0	0	0	0	0	0	0	0	0	0	0	0	0	0	0
Girls' Total City of Cleveland	2	154	18	20	35	2	68	15	9	100	18	25	9	50	525	391	147	1	539	1,064
GIRLS' GRAND TOTAL	3	199	29	28	42	2	83	22	17	192	33	31	10	85	776	542	237	1	780	1,556
•GRAND TOTAL BOYS + GIRLS	39	1,012	461	228	910	13	1,071	252	145	1,076	200	338	166	341	6,252	1,082	548	15	1,645	7,897

∞TABLE FIVE∞

Delinquency and Unruly Complaints by Intake Action for 1989 Compared with the Grand Total for 1988

Types of Complaints

<u>DELINQUENCY</u>	1989 Accepted for Official Hearing			1989 Resolved At Intake			1989 Grand Total			1988 Grand Total		
	<u>Boys</u>	<u>Girls</u>	<u>Total</u>	<u>Boys</u>	<u>Girls</u>	<u>Total</u>	<u>Boys</u>	<u>Girls</u>	<u>Total</u>	<u>Boys</u>	<u>Girls</u>	<u>Total</u>
Arson	36	3	39	18	3	21	54	6	60	68	5	73
Assault	813	199	1,012	274	109	383	1,087	308	1,395	950	272	1,222
Burglary	432	29	461	61	2	63	493	31	524	634	31	665
Disorderly Conduct	200	28	228	338	81	419	538	109	647	486	101	587
Drug Violation	868	42	910	52	8	60	920	50	970	306	21	327
Homicide	11	2	13	0	0	0	11	2	13	15	7	22
Liquor Violation	11	2	13	225	79	304	236	81	317	237	57	294
Receiving Stolen Property	988	83	1,071	26	2	28	1,014	85	1,099	898	61	959
Robbery	230	22	252	9	2	11	239	24	263	367	16	383
Sex Offense	128	17	145	35	8	43	163	25	188	164	16	180
Theft	884	192	1,076	845	471	1,316	1,729	663	2,392	1,745	755	2,500
Trespassing	167	33	200	320	76	396	487	109	596	542	71	613
Vandalism	307	31	338	256	17	273	563	48	611	520	42	562
Weapons	156	10	166	58	6	64	214	16	230	176	15	191
Other Delinquency	245	83	328	144	32	176	389	115	504	503	153	656
Total Delinquencies	5,476	776	6,252	2,661	896	3,557	8,137	1,672	9,809	7,611	1,623	9,234
<hr/>												
<u>UNRULY</u>												
Incorrigibility	540	542	1,082	510	431	941	1,050	973	2,023	979	1,045	2,024
Truancy	311	237	548	117	105	222	428	342	770	524	347	871
Curfew	14	1	15	375	106	481	389	107	496	325	105	430
Total Unruly	865	780	1,645	1,002	642	1,644	1,867	1,422	3,289	1,828	1,497	3,325
<hr/>												
GRAND TOTAL DELINQUENCY & UNRULY	6,341	1,556	7,897	3,663	1,538	5,201	10,004	3,094	13,098	9,439	3,120	12,559

∞TABLE SIX∞

Children Under Care in the Detention Center — 1989

	<u>BOYS</u>	<u>GIRLS</u>	<u>TOTAL</u>
Under Care January 1, 1989	69	12	81
Admitted During 1989	<u>2,913</u>	<u>677</u>	<u>3,590</u>
Total Under Care	2,982	689	3,671
Total Released During 1989	2,887	680	3,567
Under Care December 31, 1989	95	9	104
Total Days Care Provided	34,954	5,119	40,073
Average Daily Population	95.8	14.0	109.8
Average Length of Stay in Days	13.9	11.2	12.3

Children Under Care in the Home Detention Program — 1989

Under Care January 1, 1989	60	16	76
Admitted During 1989	<u>954</u>	<u>316</u>	<u>1,270</u>
Total Under Care	1,014	332	1,346
Total Released During 1989	947	299	1,246
Under Care December 31, 1989	67	33	100
Total Days Care Provided	24,105	6,882	30,987
Average Daily Population	66.0	18.9	84.9
Average Length of Stay in Days	21.2	3.0	24.3

Children Under Care in the Shelter Care Program — 1989


Under Care January 1, 1989	20	19	39
Admitted During 1989	<u>434</u>	<u>359</u>	<u>793</u>
Total Under Care	454	378	832
Total Released During 1989	431	361	792
Under Care December 31, 1989	23	17	40
Total Days Care Provided	9,601	7,697	17,298
Average Daily Population	26.3	21.1	47.4
Average Length of Stay in Days	12.5	13.0	12.7

Please note that during 1989 there were 167 admissions to the temporary foster care and emergency shelter care programs.

∞TABLE SEVEN∞

Ages of Delinquency and Unruly Children by Intake Action - 1989

<u>AGES</u>	<u>OFFICIAL</u>			<u>RESOLVED AT INTAKE</u>			<u>TOTAL CASES</u>		<u>Grand</u>
	<u>Delinquent</u>	<u>Unruly</u>	<u>Total</u>	<u>Delinquent</u>	<u>Unruly</u>	<u>Total</u>	<u>Delinquent</u>	<u>Unruly</u>	<u>Total</u>
Eight and Under	3	4	7	44	9	53	47	13	60
Nine	15	5	20	52	12	64	67	17	84
Ten	34	8	42	106	29	135	140	37	177
Eleven	65	34	99	144	35	179	209	69	278
Twelve	199	80	279	255	87	342	454	167	621
Thirteen	413	159	572	361	163	524	774	322	1,096
Fourteen	820	304	1,124	517	276	793	1,337	580	1,917
Fifteen	1,250	452	1,702	561	342	903	1,811	794	2,605
Sixteen	1,630	434	2,064	627	363	990	2,257	797	3,054
Seventeen	1,823	165	1,988	890	328	1,218	2,713	493	3,206
GRAND TOTAL	6,252	1,645	7,897	3,557	1,644	5,201	9,809	3,289	13,098



5. Locations AND SERVICES

MAIN COURT

2163 East 22nd Street
Cleveland, Ohio 44115
443-8400

Services: Courtrooms • Administration • Legal Department • Probation Department • Detention Center

LOEWS BUILDING

1515 Euclid Avenue
Cleveland, Ohio 44115
443-5800

Services:

Courtrooms • Judicial Support Services

SOUTHWEST OFFICE

5361 Pearl Road
Parma, Ohio 44129
749-1200

Services:

Intake • Probation • Intensive Probation Units

NEAR WEST OFFICE

4115 Bridge Avenue
Cleveland, Ohio 44113
281-1630

Services:

Intake • Probation • Intensive Probation Units

UNIVERSITY CIRCLE OFFICE

1922 East 107th Street
Cleveland, Ohio 44106
795-3497

Services:

Intake • Probation • Intensive Probation Unit

EAST CLEVELAND OFFICE

15815 Euclid Avenue
East Cleveland, Ohio 44112
851-3019

Services:

Intake • Probation • Intensive Probation Unit

SOUTHEAST OFFICE

(Temporary Location)
2163 East 22nd Street
Cleveland, Ohio 44115
443-8400

(Future Location)

5311 Northfield Road
Bedford, Ohio 44146
663-6583

Services:

Intake • Probation • Intensive Probation Unit

LAKWOOD OFFICE

12650 Detroit Avenue
Lakewood, Ohio 44107
521-0334

Services:

Intake