


ANNUAL REPORT

1995



Judges

Hon. Peter M. Sikora, Administrative Judge

Hon. Betty Willis Ruben

Hon. Kenneth A. Rocco

Hon. Robert A. Ferreri

Hon. Patrick F. Corrigan

Hon. John W. Gallagher



Contents

1. Open Letter to the Community.	2
2. Fiscal	4
3. Statistics	6
4. Personnel.	12
5. Locations and Services.	14



THOMAS F. O'MALLEY
ADMINISTRATIVE JUDGE

JUDGES
PATRICK F. CORRIGAN
ALISON L. FLOYD
KRISTIN W. SWEENEY
MICHAEL J. RYAN
JENNIFER L. O'MALLEY

COURT OF COMMON PLEAS
JUVENILE COURT DIVISION
COUNTY OF CUYAHOGA
9300 QUINCY AVENUE
CLEVELAND, OHIO 44106
(216) 443-8400
OHIO RELAY SERVICE 711

TIMOTHY MCDEVITT
COURT ADMINISTRATOR

**Contract Reviewed and Approved as to Form
by Legal Department on behalf of Cuyahoga County Juvenile Court**

Contract Name: Great Lakes Training Inc.; Motivational Interviewing


Contract Number: JVC-0345

Reviewed and Approved as to Form by: Anthony J. Hurst

Anthony J. Hurst
Name

Staff Attorney
Title

8/8/2022
Date



1. Open Letter

TO: The Citizens of Cuyahoga County

The Honorable Mary Boyle, Timothy Hagan, and Lee Wiengart
Commissioners of Cuyahoga County

The Honorable Geno Natalucci-Persichetti, Director
Ohio Department of Youth Services

In 1995, the Cuyahoga County Juvenile Court experienced a rise in cases, an 11% budget cut, a mandate to reduce commitments to state correctional facilities, and an overcrowded detention facility. In spite of these demands, the Court moved forward and created a Custody Mediation Project, opened a Day Treatment Center, and was the focus of a Cleveland Bar Association initiative on juvenile justice.

The upward trend in juvenile court cases continued in 1995. Total cases increased 3.5% over 1994, 21% over 1990, and 38% over 1985. Delinquency cases rose 5.2% from the previous year, 28% over 1990, and 142% over 1985. Violent delinquency cases, defined as homicide, assault, sex offenses, robbery, menacing, and harassment, increased 4.9% over 1994. Drug violations escalated from 1,385 in 1994 to 2,298 in 1995, a 66% increase. Property cases (arson, burglary, receiving stolen property, theft, trespassing and vandalism), public order cases (disorderly conduct, liquor violations, weapons offenses, and other delinquencies), and unruly cases (incorrigibility, truancy, and curfew) all declined in 1995 from 1994, by 3%, 9%, and 3%, respectively. Abuse, neglect and dependency cases climbed from 3,438 in 1994 to 3,576 in 1995, a growth of 4%.

In December 1994, the Cuyahoga County Commissioners requested all County agencies to reduce their 1995 budgets by 11% due to a County budget crisis. The Court complied with the request without laying off any employees or impairing service to clients. To improve efficiency and cut costs, the Court reorganized, reducing the number of departments from seven to four, and relocating many services.

On January 1, 1995, a new statewide initiative, **RECLAIM OHIO**, was put into effect. It is specifically designed to reduce the population in state operated juvenile correctional facilities. Based on a formula calculated by the Ohio Department of Youth Services (ODYS), each county receives an annual grant from ODYS based on the number of felonies adjudicated by its juvenile court. This grant may be used to pay for children committed to ODYS and/or to develop alternative programming. Each county is charged per day for each child committed by that county, in ODYS institutions, except children occupying free public safety beds. Public safety beds in 1995 were used for ODYS commitments where the delinquency adjudication was for murder, aggravated murder, or aggravated rape.

Complying with **RECLAIM OHIO**, the Cuyahoga County Juvenile Court developed a range of alternative services. The target populations for these programs are children committed to ODYS and children in

ODYS institutions considered appropriate for an early release. Programs utilized in 1995 include: **Boot Camp**, an intermediate sanction for male felony offenders that provides a ninety-day residential boot camp and blends a military and social service approach with an eight month intensive, community-based aftercare program; **Community Corrections**, a community-based, day treatment model program for male felony offenders providing after school, evening and weekend services; **Female Offender Program**, a community-based, comprehensive program for delinquent females which provides a variety of services for offenders and their families; **Wraparound**, an intervention developed by an interdisciplinary team to identify service areas unique to the child which builds upon the strengths of the child and family; **Chemical Dependency Residential Treatment**, a comprehensive substance abuse treatment program. I anticipate that as the number of commitments is reduced through these programs, more funds will be made available for additional programming for Cuyahoga County youth.

Overcrowding continues to plague the current detention facility. In 1995, the average daily population in the Detention Center was 151, an increase of 4% over the 145 average in 1994. Studies have shown the County may expect continued increases in delinquency cases, especially violent cases, thus requiring more residence space. Plans for a new Detention Center continue to move forward. Cuyahoga County is committed to building a new facility and State funds may be available to offset construction costs.

In 1995, the Cleveland Bar Association, under the leadership of its President Robert Weber, announced juvenile justice and particularly Cuyahoga County Juvenile Court as prime initiatives. One of the main objectives was to develop information to explain the Court's mission and operation. To this end the initiative coordinated funding of an informational video entitled "Making Justice Work for Children." The video will be used by the Court's speakers' bureau as staff address various community, school and religious groups interested in the Court and its activities. An informational brochure is also being developed to accompany the video. I believe the video and brochure will explain our mission as a juvenile court.


Another positive development was the opening of the Day Treatment Program. This program is designed to assist juveniles, who have violated the conditions of their court-ordered probation, to remain in the community and work intensively to resolve some of the problems and behaviors that brought them to the Court's attention. To be eligible for the program, juveniles must be between the ages of 12 and 17, be on probation for a felony offense, and have violated the Rules of Probation. Education and counseling services are provided and students must perform community service.

The Custody Mediation Program, another innovative program of 1995, is designed to alleviate some of the burden custody cases have on the Court. By mediating these cases, fewer require formal Court action. Trained mediators are used to mediate the cases. Funding for the program comes from the Cleveland and Gund Foundations through the Cuyahoga County Bar Foundation.


In my first year as Administrative Judge of Cuyahoga County Juvenile Court, I viewed the year's difficulties as challenges and commend the cooperation of the Court's staff and their dedication to the Court, children, and citizens of this County. I applaud the efforts of the Cleveland Bar Association and look forward to its continued work with the Court.

In compliance with Ohio Revised Code Section 2151.18, I submit the 1995 Annual Report of the Cuyahoga County Juvenile Court, which displays the number and kinds of cases, the dispositions, and other data pertaining to the work of the Court.

Respectfully,

A handwritten signature in cursive script, appearing to read "Peter M. Sikora".

Peter M. Sikora, Administrative Judge
Court of Common Pleas, Juvenile Division
Cleveland, Ohio



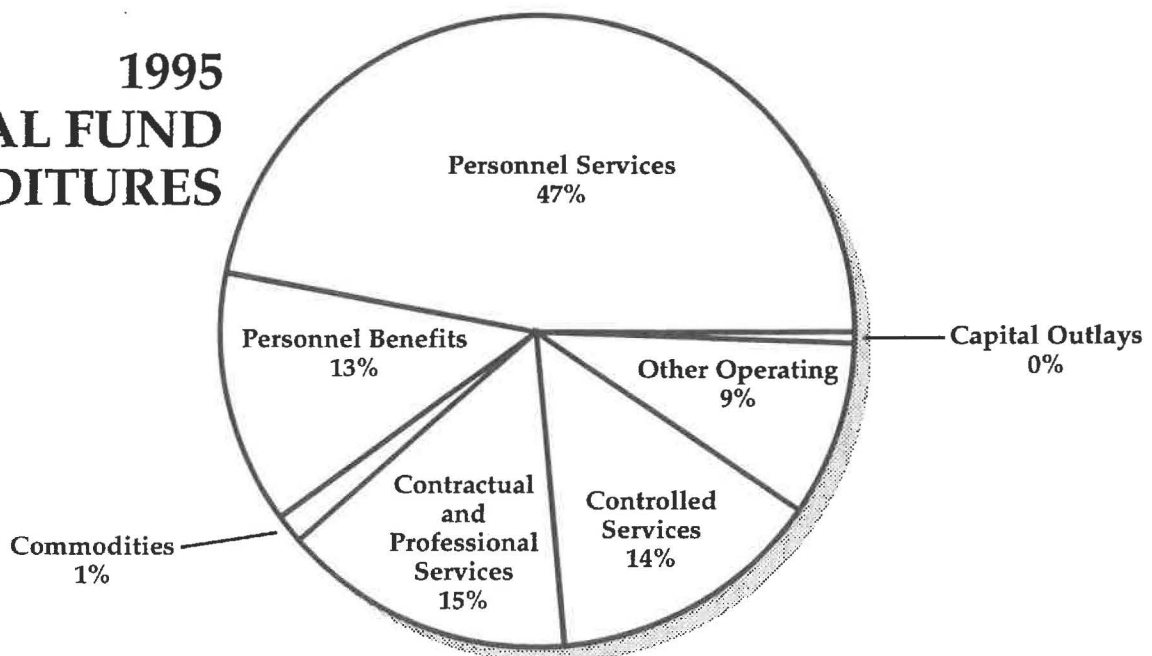
2. Fiscal

GENERAL FUND EXPENDITURES

CATEGORY	ADMINIS- TRATION	LEGAL	CHILD SUPPORT	DETENTION CENTER	PROBATION/ COMMUNITY SERVICES	TOTAL
Personnel Services	\$2,008,277	\$2,955,092	\$415,729	\$3,708,875	\$3,175,896	\$12,263,869
Personnel Benefits	556,556	816,781	113,410	1,071,019	911,012	3,468,778
Commodities	23,240	287	895	332,828	1,210	358,460
Contractual and Professional Services	289,848	866,981	2,687	215,199	2,466,263	3,840,978
Controlled Services	2,628,275	0	278,530	768,257	0	3,675,062
Other Operating	569,236	83,332	75,426	42,740	1,713,874	2,484,608
Capital Outlays	23,809	3,514	330	45,542	3,284	76,479
TOTALS	\$6,099,241	\$4,725,989	\$887,009	\$6,184,462	\$8,271,543	\$26,168,263

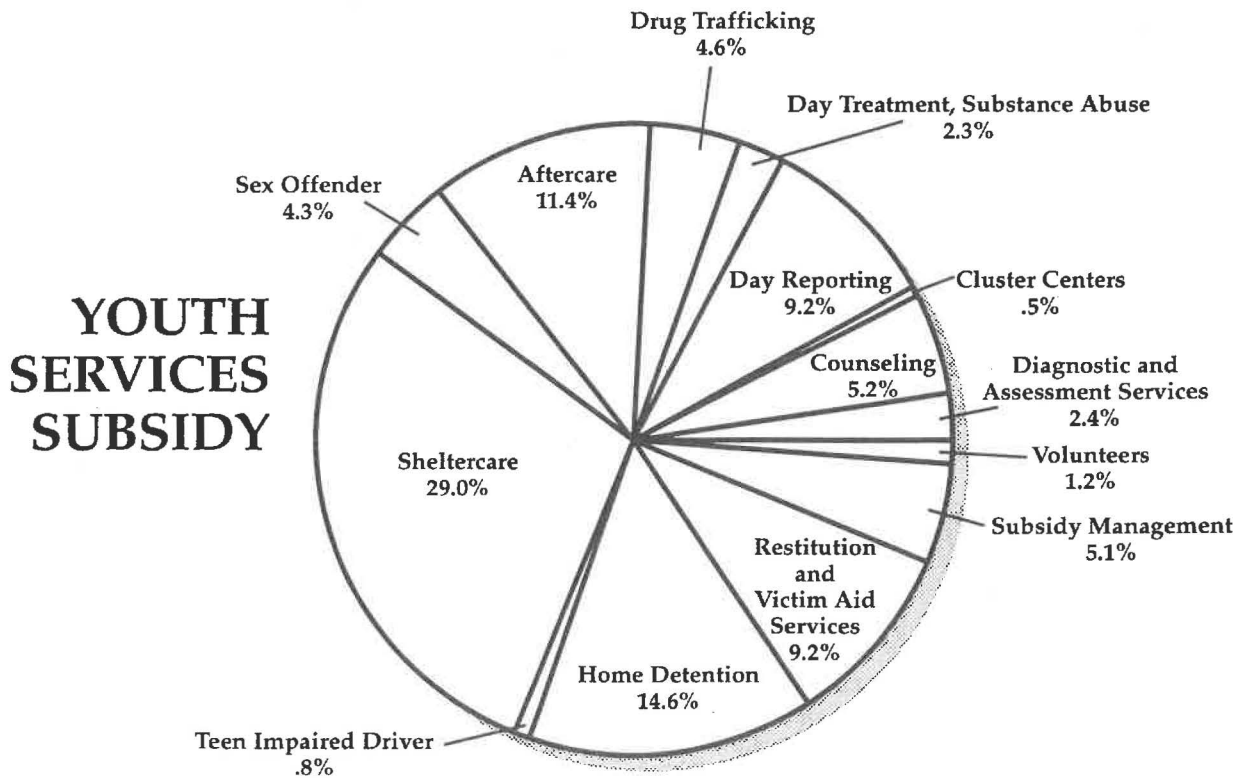
NOTE: There is a slight difference between the stated column totals and the actual addition of columns due to rounding factors.


1995 GENERAL FUND EXPENDITURES



YOUTH SERVICES SUBSIDY
By Category
July 1, 1995 – June 30, 1996

CATEGORY	MONEY ALLOCATED
Diagnostic and Assessment Services	\$ 60,917
Counseling	135,748
Cluster Centers	14,252
Day Reporting	241,978
Day Treatment, Substance Abuse	60,000
Drug Trafficking	120,000
Aftercare	298,850
Sex Offender	112,000
Sheltercare	760,634
Teen Impaired Driver	20,000
Home Detention	381,722
Restitution and Victim Aid Services	246,260
Subsidy Management	135,000
Volunteers	31,022
GRAND TOTAL	\$2,618,383





3. Statistics

**TABLE I
CASES REFERRED IN 1995 COMPARED WITH 1994**

Juvenile Cases		1995			1994		
		Accepted Officially	Resolved At Intake	TOTAL	Accepted Officially	Resolved At Intake	TOTAL
Delinquency	Males:	7,447	3,540	10,987	6,867	3,535	10,402
	Females:	1,337	1,316	2,653	1,204	1,364	2,568
	TOTAL:	8,784	4,856	13,640	8,071	4,899	12,970
Unruly	Males:	363	1,907	2,270	408	2,011	2,419
	Females:	477	1,689	2,166	524	1,640	2,164
	TOTAL:	840	3,596	4,436	932	3,651	4,583
Delinquency & Unruly Combined							
	Males:	7,810	5,447	13,257	7,275	5,546	12,821
	Females:	1,814	3,005	4,819	1,728	3,004	4,732
	TOTAL:	9,624	8,452	18,076	9,003	8,550	17,553
Dependency/Neglect/Abuse Custody Cases							
	Neglect	2,740	8	2,748	2,370	13	2,383
	Dependency	486	0	486	538	2	540
	Abuse	342	0	342	515	0	515
	Total CCDCFS Custody Cases	3,568	8	3,576	3,423	15	3,438
Other Juvenile Cases							
	Application for Custody	693	1	694	394	1	395
	Traffic	11,812	116	11,928	11,897	19	11,916
	Other*	2,223	22	2,245	2,091	553	2,644
TOTAL OF ALL JUVENILE CASES		27,920	8,599	36,519	26,808	9,138	35,946
Adult Cases							
	Parent/Child Relationship Support/Custody	2,191	0	2,191	1,666	0	1,666
	Contributing Del/Unr	990	0	990	749	0	749
	Other Adult**	8	41	49	11	42	53
		50	9	59	40	17	57
TOTAL ADULT CASES		3,239	50	3,289	2,466	59	2,525
GRAND TOTAL		31,159	8,649	39,808	29,274	9,197	38,471

In addition to the above new complaints, 667 probation violations, 37 motions for permanent custody, 222 motions to modify or change custody or support, 7 motions to review support/custody, and 2520 reviews of court orders were conducted in 1995.

- * Other Juvenile's cases include: certifications, consent for return, consent to marry, applications to photograph, petition for forfeiture, review of placement plan, permanent surrender, voluntary agreement, application for visitation, and habeas corpus.
 ** Other Adult Cases include: contempt of court, endangering children, interference with custody, and providing alcohol to minors.

TABLE II - DISPOSITIONAL ORDERS MADE IN OFFICIAL DELINQUENCY AND UNRULY CASES -1995

DISPOSITIONS	DELINQUENCY			UNRULY			TOTALS		
	Male	Female	Total	Male	Female	Total	Male	Female	TOTAL
Probation	2,648	618	3,266	104	90	194	2,752	708	3,460
Continued on Probation	82	18	100	4	3	7	86	21	107
Committed-ODYS	564	50	614	0	0	0	564	50	614
Committed-YDC	57	15	72	4	6	10	61	21	82
Aftercare-ODYS&YDC	96	11	107	0	1	1	96	12	108
Return to ODYS	136	13	149	0	0	0	136	13	149
Return to YDC	6	3	9	0	0	0	6	3	9
Boot Camp Project	133	0	133	0	0	0	133	0	133
Reclaim Ohio Programs*	98	14	112	0	0	0	98	14	112
Private Placement	22	6	28	0	0	0	22	6	28
Return to Private Placement	5	1	6	0	0	0	5	1	6
Supervision - CCDCFS	20	5	25	3	1	4	23	6	29
Parental Supervision	545	162	707	11	17	28	556	179	735
Bound Over to Adult Court	60	1	61	0	0	0	60	1	61
Transferred to Other Juvenile Courts	67	17	84	1	1	2	68	18	86
Dismissed	602	119	721	121	248	369	723	367	1,090
Nollied	276	35	311	2	4	6	278	39	317
Withdrawn	27	16	43	14	15	29	41	31	72
Orders Made in Other Case(s)	2,127	250	2,377	116	85	201	2,243	335	2,578
Other Dispositions Made	83	19	102	2	3	5	85	22	107
TOTAL DISPOSITIONS	7,654	1,373	9,027	382	474	856	8,036	1,847	9,883

* Reclaim Ohio Programs include: Community Corrections, Wraparound Services, Female Offenders, and Substance Abuse Treatment.

TABLE III - SOURCE OF COMPLAINTS BY INTAKE ACTION - 1995

SOURCE OF COMPLAINT	OFFICIAL			RESOLVED AT INTAKE			TOTAL		
	Delinquent	Unruly	Total	Delinquent	Unruly	Total	Delinquent	Unruly	Total
Cleveland Police Department	4,122	1	4,123	775	66	841	4,897	67	4,964
Suburban Police Department	2,822	2	2,824	2,312	509	2,821	5,134	511	5,645
Other Police Agency	188	0	188	275	60	335	463	60	523
Store Security	250	0	250	777	0	777	1,027	0	1,027
Cleveland Board of Education	299	17	316	284	241	525	583	258	841
Suburban Boards of Education	44	38	82	27	496	523	71	534	605
Youth Development Center	21	0	21	0	0	0	21	0	21
Detention Center	32	0	32	0	0	0	32	0	32
Ohio Department of Youth Services	4	0	4	0	0	0	4	0	4
Parents	262	297	559	34	1,819	1,853	296	2,116	2,412
Citizens	158	1	159	166	2	168	324	3	327
Dept. of Children & Family Services	36	96	132	3	10	13	39	106	145
Other Juvenile Courts	141	0	141	137	23	160	278	23	301
Cuyahoga County Prosecutor's Office	0	0	0	0	0	0	0	0	0
Other Sources	405	388	793	66	370	436	471	758	1,229
GRAND TOTAL	8,784	840	9,624	4,856	3,596	8,452	13,640	4,436	18,076

TOTAL CASES FILED = 18,076

Probation officer = 350 official delinquency filings (P.V.s) and 51 unruly filings

TABLE IV - ALL CASES FILED BY AREA OF RESIDENCE - 1995 COMPARED WITH 1994

City of Cleveland										
Statistical Planning Area	Violent Offenses	Property Offenses	Drug Offenses	Public Order Offenses	1995 Total Delinquency	1994 Total Delinquency	1995 Total Unruly	1994 Total Unruly	1995 Grand Total	1994 Grand Total
Archwood-Denison	38	48	22	15	123	144	66	63	189	207
Buckeye-Shaker	50	94	74	37	255	259	54	81	309	340
Central	149	279	147	84	659	504	138	134	797	638
Clark-Fulton	81	150	55	34	320	325	170	156	490	481
Corlett	80	128	100	49	357	320	71	85	428	405
Cudell	40	45	26	25	136	127	53	75	189	202
Detroit-Shoreway	76	110	73	47	306	311	135	128	441	439
Downtown	10	15	6	3	34	35	4	20	38	55
Edgewater	55	100	55	29	239	142	70	45	309	187
Euclid-Green	22	41	10	11	84	109	18	36	102	145
Fairfax	45	97	71	27	240	219	63	65	303	284
Forest Hills	78	121	74	36	309	367	99	112	408	479
Glenville	113	184	105	74	476	431	122	172	598	603
Hough	119	151	108	58	436	488	96	120	532	608
Industrial Valley	13	27	11	4	55	73	22	32	77	105
Jefferson	26	54	14	22	116	124	41	46	157	170
Kamms Corner	12	26	11	18	67	43	18	10	85	53
Kinsman	50	65	33	20	168	200	42	51	210	251
Lee-Miles	33	76	47	23	179	166	58	48	237	214
Mt. Pleasant	96	193	124	71	484	582	99	126	583	708
North Broadway	54	82	15	20	171	176	57	63	228	239
North Collinwood	26	41	46	27	140	127	43	64	183	191
Ohio City	33	56	39	16	144	148	64	77	208	225
Old Brooklyn	32	78	9	17	136	123	54	64	190	187
Payne-Kirtland Park	39	52	14	12	117	87	109	106	226	193
Puritas-Longmead	36	62	44	24	166	206	65	52	231	258
Riverside	19	52	15	12	98	62	34	24	132	86
South Broadway	51	135	16	25	227	180	97	84	324	264
South Collinwood	57	91	58	36	242	230	49	54	291	284
St. Clair-Superior	80	105	69	43	297	269	63	68	360	337
Tremont	35	53	23	22	133	125	55	46	188	171
Union-Miles Park	87	135	106	51	379	331	110	82	489	413
University	13	34	15	8	70	58	7	18	77	76
West Boulevard	72	80	39	23	214	184	93	96	307	280
Woodland Hills	72	85	55	26	238	237	76	53	314	290
GRAND TOTALS	1,892	3,145	1,729	1,049	7,815	7,512	2,415	2,556	10,230	10,068

TABLE IV - ALL CASES FILED BY AREA OF RESIDENCE - 1995 COMPARED WITH 1994

Suburbs										
Statistical Planning Area	Violent Offenses	Property Offenses	Drug Offenses	Public Order Offenses	1995 Total Delinquency	1994 Total Delinquency	1995 Total Unruly	1994 Total Unruly	1995 Grand Total	1994 Grand Total
Bay Village	17	48	11	13	89	52	41	27	130	79
Beachwood	2	3	0	2	7	12	4	6	11	18
Bedford	17	34	13	24	88	90	26	20	114	110
Bedford Hts.	21	31	4	23	79	61	31	20	110	81
Bentleyville	0	0	0	0	0	0	0	0	0	0
Berea	42	72	7	19	140	129	36	23	176	152
Bratenahl	1	0	1	1	3	5	1	0	4	5
Brecksville	6	19	6	14	45	50	18	10	63	60
Broadview Hts.	11	25	9	23	68	58	28	28	96	86
Brooklyn	21	26	1	17	65	37	19	6	84	43
Brooklyn Hts.	0	0	0	0	0	0	0	0	0	0
Brookpark	56	78	18	24	176	162	43	44	219	206
Chagrin Falls	1	5	3	12	21	26	3	3	24	29
Chagrin Falls Township	0	1	0	0	1	3	0	4	1	7
Cleveland Hts.	112	244	27	98	481	613	244	323	725	936
Cuyahoga Hts.	0	6	0	0	6	5	3	1	9	6
East Cleveland	117	245	97	96	555	523	288	196	843	719

TABLE IV - ALL CASES FILED BY AREA OF RESIDENCE - 1995 COMPARED WITH 1994

Suburbs, continued										
Statistical Planning Area	Violent Offenses	Property Offenses	Drug Offenses	Public Order Offenses	1995 Total Delinquency	1994 Total Delinquency	1995 Total Unruly	1994 Total Unruly	1995 Grand Total	1994 Grand Total
Euclid	100	191	40	44	375	348	104	70	479	418
Fairview Park	10	43	1	30	84	35	22	13	106	48
Garfield Hts.	41	93	31	27	192	141	73	44	265	185
Gates Mills	0	2	1	1	4	1	1	0	5	1
Glenwillow	1	1	1	0	3	3	0	0	3	3
Highland Hts.	4	4	1	4	13	18	7	1	20	19
Highland Hills	2	0	2	4	8	2	0	0	8	2
Hunting Valley	0	0	0	0	0	1	0	3	0	4
Independence	12	4	2	4	22	17	9	3	31	20
Lakewood	101	389	37	109	636	441	233	257	869	698
Linndale	0	0	0	0	0	1	0	0	0	1
Lyndhurst	18	9	5	12	44	45	26	13	70	58
Maple Hts.	56	82	14	44	196	220	53	61	249	281
Mayfield	1	0	3	3	7	2	1	0	8	2
Mayfield Hts.	8	38	11	13	70	35	11	17	81	52
Middleburg Hts.	17	26	1	6	50	32	9	17	59	49
Moreland Hills	0	2	3	1	6	7	0	2	6	9
Newburgh Hts.	12	10	0	3	25	23	1	4	26	27
North Olmsted	40	106	8	21	175	118	78	52	253	170
North Randall	1	2	0	0	3	2	1	0	4	2
North Royalton	12	42	8	10	72	31	17	20	89	51
Oakwood	6	9	0	7	22	10	4	15	26	25
Olmsted Falls	13	25	6	7	51	22	12	9	63	31
Olmsted Township	11	19	3	4	37	21	4	11	41	32
Orange	0	5	0	1	6	11	1	8	7	19
Parma	97	166	21	39	323	193	112	78	435	271
Parma Hts.	20	37	9	16	82	54	24	14	106	68
Pepper Pike	1	11	0	0	12	7	4	2	16	9
Richmond Hts.	17	19	5	6	47	51	19	12	66	63
Rocky River	7	40	10	29	86	33	18	23	104	56
Seven Hills	4	11	0	5	20	12	3	3	23	15
Shaker Hts.	57	75	23	33	188	104	40	38	228	142
Solon	7	23	9	19	58	60	14	16	72	76
South Euclid	32	38	7	29	106	77	42	33	148	110
Strongsville	30	93	15	22	160	117	32	23	192	140
University Hts.	10	17	4	8	39	37	16	12	55	49
Valley View	0	4	0	10	14	0	0	2	14	2
Walton Hills	3	7	5	8	23	10	21	12	44	22
Warrensville Hts.	47	92	30	27	196	214	90	99	286	313
Westlake	21	35	12	18	86	55	54	52	140	107
Woodmere	0	6	0	0	6	4	0	1	6	5
SUBURB TOTALS	1,243	2,613	525	990	5,371	4,441	1,941	1,751	7,312	6,192
Out Of County	47	225	42	120	434	368	77	61	511	429
S.P.A. Unknown	7	10	2	1	20	649	2	215	22	864
CLEVELAND TOTALS	1,892	3,145	1,729	1,049	7,815	7,512	2,416	2,556	10,231	10,068
GRAND TOTALS	3,189	5,993	2,298	2,160	13,640	12,970	4,436	4,583	18,076	17,553

TABLE V - DELINQUENCY AND UNRULY COMPLAINT TYPES BY INTAKE ACTION


TYPES OF COMPLAINT	OFFICIAL			RESOLVED AT INTAKE			1995 TOTAL CASES			1994 TOTAL CASES		
	Males	Females	Total	Males	Females	Total	Males	Females	Total	Males	Females	Total
DELINQUENCY												
VIOLENT												
Assault	1,260	477	1,737	286	146	432	1,546	623	2,169	1,573	467	2,040
Homicide	36	1	37	0	0	0	36	1	37	32	3	35
Menacing	93	23	116	91	37	128	184	60	244	224	92	316
Sex Offense	99	7	106	31	10	41	130	17	147	176	9	185
Harassment	14	3	17	15	3	18	29	6	35	18	5	23
Robbery	474	69	543	13	1	14	487	70	557	408	34	442
PROPERTY												
Arson	68	12	80	16	2	18	84	14	98	52	6	58
Burglary	633	54	687	34	5	39	667	59	726	547	55	602
Receiving Stolen Property	1,171	131	1,302	64	12	76	1,235	143	1,378	1,258	166	1,424
Theft	871	294	1,165	817	546	1,363	1,688	840	2,528	1,812	1,065	2,877
Trespassing	76	11	87	488	113	601	564	124	688	440	107	547
Vandalism	285	41	326	217	32	249	502	73	575	573	88	661
DRUG												
Drug Violation	1,680	97	1,777	451	70	521	2,131	167	2,298	1,300	85	1,385
PUBLIC ORDER												
Disorderly Conduct	77	12	89	339	107	446	416	119	535	528	127	655
Liquor Violation	5	6	11	372	131	503	377	137	514	325	75	400
Weapons	246	35	281	106	49	155	352	84	436	411	64	475
Other Delinquency	359	64	423	200	52	252	559	116	675	725	120	845
TOTAL DELINQUENCY	7,447	1,337	8,784	3,540	1,316	4,856	10,987	2,653	13,640	10,402	2,568	12,970
UNRULY												
Incorrigibility	306	421	727	1,094	1,174	2,268	1,400	1,595	2,995	1,649	1,668	3,317
Truancy	57	56	113	422	374	796	479	430	909	381	327	708
Curfew	0	0	0	391	141	532	391	141	532	389	169	558
TOTAL UNRULY	363	477	840	1,907	1,689	3,596	2,270	2,166	4,436	2,419	2,164	4,583
GRAND TOTAL DELINQUENCY & UNRULY	7,810	1,814	9,624	5,447	3,005	8,452	13,257	4,819	18,076	12,821	4,732	17,553

TABLE VI - AGES OF DELINQUENT AND UNRULY CHILDREN - 1995

AGES	DELINQUENCY			UNRULY			GRAND TOTAL		
	Official	Resolved At Intake	Total	Official	Resolved At Intake	Total	Official	Resolved At Intake	Total
Eight and under	0	30	30	1	12	13	1	42	43
Nine	4	45	49	2	19	21	6	64	70
Ten	25	65	90	2	36	38	27	101	128
Eleven	78	155	233	12	91	103	90	246	336
Twelve	256	275	531	27	199	226	283	474	757
Thirteen	751	497	1,248	92	472	564	843	969	1,812
Fourteen	1,258	704	1,962	146	669	815	1,404	1,373	2,777
Fifteen	1,917	886	2,803	246	831	1,077	2,163	1,717	3,880
Sixteen	2,312	1,093	3,405	199	747	946	2,511	1,840	4,351
Seventeen	2,183	1,106	3,289	113	520	633	2,296	1,626	3,922
GRAND TOTAL	8,784	4,856	13,640	840	3,596	4,436	9,624	8,452	18,076

TABLE VII - POPULATION IN DETENTION SERVICES - 1995

	DETENTION CENTER			HOME DETENTION			SHELTER CARE			TOTAL DETENTION SERVICES		
	MALE	FEMALE	TOTAL	MALE	FEMALE	TOTAL	MALE	FEMALE	TOTAL	MALE	FEMALE	TOTAL
Under Care - 1/1/95	128	14	142	84	23	107	32	10	42	244	47	291
Admitted During 1995	2,687	403	3,090	1,018	180	1,198	461	167	628	4,166	750	4,916
Released During 1995	2,667	409	3,076	994	183	1,177	458	167	625	4,119	759	4,878
Under Care - 12/31/95	148	8	156	108	20	128	35	10	45	291	38	329
Total Under Care - 1995	2,815	417	3,232	1,102	203	1,305	493	177	670	4,410	797	5,207
Average Daily Population	138	12.7	150.7	70.4	14.2	84.6	44.1	12.7	56.8	252.5	39.6	292.1
Average Length of Stay	18.9	13	18.1	16.9	14.7	16.6	29.2	24	27.8	19.6	15.8	19



4. Personnel

Directory of 1995 Full-Time Personnel

(As of 12-31-95)

JUDGES

Hon. Peter M. Sikora
Administrative Judge
Hon. Betty Willis Ruben
Hon. Kenneth A. Rocco
Hon. Robert A. Ferreri
Hon. Patrick F. Corrigan
Hon. John W. Gallagher

ADMINISTRATION

William Kurtz,
Court Administrator
Mary Davidson
John Gallagher
Mark Mattern
Barbara Pope

ADMINISTRATIVE SERVICES

John Zachariah,
Director
Edith Anderson
Janice Anderson
Peter Baumgartner
Sharon Berman
Pamela Brown
Derrick Brumfield
Odessa Buchanan
Linda Carmicle
Lora Carpenter
Janie Carter-Robertson
Charles Cavano
Douglas Clay
David Crispen
Bonnie Cuccia
Carla DeVontenno
Dennis Dinardo
Paulette Eads
Ella Eckhoff
Sharon Erich
Laverne Etheridge
Frances Ferro
James Ferro
Christine Grau

Rita Gudz
Beverly Hamilton
Joann Hankins
Elvira Harrison
Diana Hartman
Salena Hibbitt
Linda Hill
Barbara Hill
Donna Hodge-Williams

Marian Jones
Deborah King
Beverly Komashka
Sandra Kusmirek
Marvelyn Lee
Tamela Lett
Carol Lovett
Ottie Lucas
Kathleen Masterson
Scott Mayberry
Harold Mazzarins
Benjamin McCants
Thelma Miller
Stephen Moore
Michelle Oszterling
Margaret Payne
Rudolph Perme
John Pokorny
Johnny Pollard
Gayle Price
Margaret Rhoades
Carlos Robinson
Donnamarie Rycbacki
Deborah Saiter
Margaret Seese
Kimberly Snorton
Sherri Spearman
Jeanette Steele
Rosalind Stennis
David Swedlow
Tomas Tichy
Leah Toney
Damaris Torres
George Tsagaris
Tonyetta Turner
Helen Ward
Linda Weaver

Sherry Wesley
E G Wheeler
Ann White
Margaret Williams

DETENTION CENTER

Thomas Foster,
Superintendent
Jacquelyn Abbott
Kelvin Agee
William Andrejczak
Kenneth Armstrong
Ernest Barber
Antonio Battiste
Garth Beckles
Steve Blevins
Lawrence Boston
Marge Botten
Sherita Bradfield
Amanda Bradley
Donald Bringht
Eric Brown
Calvin Burt
Marilyn Cahill
Robert Carlton
Rodney Carter
Joyce Charles
Leon Clark
Gil Cody
Keith Coleman
Margaret Coleman-Payne
Frederick Collins
Juliette Collins
Sonja Colwell
Lorne Conyers
Debra Coutts
Sheila Darden
Albert David
Jose Davis
Lisa DeLong
Luther Demery
Oliver Demery
Cleveland Dillard
Patti Dozier
Karol Dysart

Albert Edwards
Artley Edwards
Katrina Ellison
Gerald Falcioni
Linda Fields
Montorie Foster
Cheryl French
Joan Gabbard
Mary Gallagher
Anthony Garner
Charles Givhan
Peter Gorski
Gregory Graham
Cynthia Grant
Lillian Gunn
Darrell Hairston
Joe Harding
Forrest Harris
Geneva Hartfield
Janet Harwood
Robert Hassel
Felicia Hawkins
David Henderson
Patricia Huff
Cherryl Huff-Cavanaugh
Doris Hunt
Sheronda Isler-Fort
Josephine Jackson
Loren Jackson
Terrance Jenkins
Lorrie Johnson
Reginald Johnson
Samuel Johnson
John Jolly
Antoinette Jones
James Jones Jr.
Emma Jordan
Gerald Keller
Jimmie Lassiter
Derrick Lawrence
Tommy Long
Carletha Malone
Heather McCollough
Ruthie McAdoo
John McCarthy
Genene McDougle

Bruce McElroy
Doris McGraw
Gerald McHenry
Johnny Miller
Gary Moore
Willa Morgan
Wyatt Morrow
Anthony Moses Sr.
Matthias Novak
McCauley Odom
Michael Odom
Kalonji Osaze
Melanie Overby
Derick Payne
Perry Payne
George Pecuch
James Peterson
Carmela Petway
Phyllis Price
Jay Primus
Linda Raper
James Rease, Jr.
Edith Reed
Lesterine Reese
Frederick Reeves
Suzetta Reust
Alan Riddick
Bernardo Rodriguez
Thomas Royer
Bernice Santiago
John Saucier
Alan Scott
Audrey Scott
Shelia Sheppard-Beasley
Derek Shotwell
Henry Smith
Michael Smith
Wayne Smith
Calvin Spivey
Jerome Stokes
Pamela Story
Pathon Swoope
Felix Terrence
Grover Thomas, Jr.
Carolyn Thompson
Y'Teva Thompson

Janel Tilghman
Zelma Tucker
David Walker
Tyrone White
Jannie Whitehead
Carl Williams
Donna Williams
Johnny Williams
Robert Woodring
Handy Wright
Lewis Wright III
Leonard Young
Derrick Young
Tammy Youngblood-Trent

LEGAL DEPARTMENT

Richard Graham,
Director
John Allen
Milton Anderson
Cheryl Artis-Huling
Sylvia Banks
Judy Bender
Kathleen Brazis
Janet Bryant
Wilma Bryant
Carol Bugg
Dana Chavers
Elaine Chimo
Robert Conklin
Carrie Cook
Pamela Daniel
Cathy Darden
Felice De Angelis
Yvonne DeRocco
Jean Di Ruggiero
Richard Donelan
John Doolin
Howard Dunn
Dennis Fischer
Sandra Fording
William Fraunfelder
Dionne Freeman
Vickie Galbreath
Gary Garvin
Shirley Gilliam
Janet Griffin
Catherine Gura
Margaret Harkness
Bonita Harris
Ellen Hathway
Loretta Heard
Artie Hicks
John Howley
Wanda Hunter
Joann Johansen
Josie Johnson
Joyce Johnson
Leann Johnson
Elaine Jones
Mary Jones
Dorothy Jones-Terry
Morris Jordan
Beverly Jordan
Sandra Joyce
Donna Katona

Ethel Keith
Geraldine Kilbane
Subrina King
Lisa Krisely
Colleen LaHood
Shirley Lastuka
Cynthia Leary
Ellen Leonetti
Barbara Lewis
Roslyn Lucky-Sudberry
Gladys Lumbus
Karen Lynard
Phyllis Marchese
Linda Martin
Margaret Mazza
Priscilla McCorkle
Barbara McMahan
William McTaggart
John Menzies
Mark Minnello
Jodie Mizisin
Geraldine Morse
Susan Naughton
Robert Neill
Cynthia Niskala
John Noble
David Novak
Teresa Nugent
Rosanne O'Brien
Ellen Parham
Pamela Parker
Sandra Pierre
Ann Poole
Jane Raba
Sandra Roberts
James Robertson
Marsha Robinson
Sabrina Robinson
Gayle Rullo
Robin Schuler
Lori Scott
Lawrence Seaton
Bonnie Seiber
Murray Semple
Brian Sexton
Antonia Silva
Laura Sledz
Theresa Sommer
Mary Spearman
Charles Sprague
Jerome Stano
Wayne Strunk
Diane Stueve
Judith Sturman
Trudy Sunday
John Tutt
Laura Vaccariello
Carmen Velez
Sharon Walker
Gregory Weimer
Shirley White
Gwendolyn Wiles
Victoria Wiley
Denise Williams
Gary Williams
Pamela Wimberly
Charles Wochna


Angelique Wright
Patricia Yeomans
James Young

PROBATION & COMMUNITY SERVICES

Elsie Day,
Director
Karla Arens
Debbie Armbruster
Bernice Bailey
Ella Banks
Lee Barbee
Norma Barbour
Jackqueline Barnes
Ethel Batts
Gina Belknap
Cesealy Billington
Leslie Blakemore
David Bonem
Sandra Bostosky
Jennifer Bova
Terence Brady
Martha Brown
Zelma Brown
Craig Bruehler
Karmin Bryant
David Buehner
Gregory Bufford
Maggie Burnett
Carl Carter
Lucy Christopher
Carol Cole
Martha Conway
Anthony Cook
Evelyn Cornett
Glynn Crawford
Lisa Driscoll
Richard Drost
Renee Edell
Gwenyth Edwards
Mona Evanoff
Thomas Evans
Deborah Forkas
Thomas Gaines
Joyce Gavalya
Kathryn George
Nancy Ghali
Jacqueline Ghani
William Gibson
Beth Goff
Monique Graham
Eleanor Gray
Sandra Gugliotta
Herman Hairston
Robert Hampton
Glenn Hardin
Ann Harris
William Hasan
Judith Headland
Todd Hendrix
Marguerite Henry
Mildred Hernandez
Terri Honer
Martin Hoover

Timothy Howard
Cheryl Hruby
Linda Johnson
Marcee Jones
Veronica Kelly-Lewis
Sarah Kilbane
Norman Kiner
Joseph Ledinsky
Kathy Leftridge
Robert Lewis
Rondell Lewis
Mary Ann Lingis
John Lowey
Collean Malone
Lillian Massa
Thomas Mathew
Kiturah Mathias
Barbara McCullough
Timothy McDevitt
Tonyetta McGrady
Dennis McGraw
Hillary McLean
Yolanda McLemore
John Miller
Linda Miller
Marcie Miller
Mary Lou Mitsch
Gail Moore
Steven Neuhaus
Christina Norris
Patrick Odonnell
Barbara Oliver
Sharon Olsen
Angela Ortiz
Derek Owens
Terence Palange
Peter Panos
Jean Panter-Graham
Donald Peak
Carolyn Penn
Donald Perry
Ronald Phippen
Leon Pitts
Angela Pope
John Puch
Darlene Pulte
Shannon Rambacher
Lawrence Redmond
Virgilio Rivera
Devera Robinson
Remardo Sales
Miguel Sanders
Mary Sankey
Carl Schiller
Kathleen Schneider
Gaetano Seagro
Wandra Simmons-Shepard
Valancia Small
Jack Sonneborn, Jr.
Juliet Stephens
David Sugiuchi
Dwight Sutherland
Charlene Taylor
Valerie Taylor
Myra Thomas
James Tribble
Michael Violi

Michelle Virden
Michael Wagner
Richard Walker
Mary Lou Walter
Jacqueline Warren
Gerald Weil
Robert Wick
Robert Wilk
Sandra Williams
John Williams
Robert Williams
Karen Wimberly
Donald Woodruff
Denielle Yencha



5. Locations AND SERVICES

MAIN COURT 2163 East 22nd Street 443-8400

Services: Courtrooms • Administration • Legal • Probation • Detention Center • Operations
• Community Services • Human & Fiscal Resources • Research and Information Services

NEAR WEST OFFICE
4115 Bridge Avenue
Cleveland, Ohio 44113
281-1630
Services:
Intake • Probation

EAST CLEVELAND OFFICE
15815 Euclid Avenue
East Cleveland, Ohio 44112
851-3019
Services:
Intake • Probation

LAKESWOOD OFFICE
12650 Detroit Avenue
Lakewood, Ohio 44107
521-0334
Services:
Intake

UNIVERSITY CIRCLE OFFICE
10605 Chester Ave.
Cleveland, Ohio 44106
795-3497
Services:
Intake • Probation

SOUTHEAST OFFICE
5311 Northfield Road
Bedford, Ohio 44146
663-6583
Services:
Intake • Probation

EUCLID OFFICE
555 East 222nd Street
Euclid, Ohio 44123
289-8299
Services:
Intake

SOUTHWEST OFFICE
5361 Pearl Road
Parma, Ohio 44129
749- 1200
Services:
Intake • Probation

WALTER G. WHITLATCH BUILDING
1910 Carnegie Avenue
Cleveland, Ohio 44115
443-5005
Services:

Child Support Services • Home Detention • Probation • Traffic • Victim Aid & Restitution